



سلسلة الجوهرة

جوهرة لرياضيات

الأول

$$1 + 1 = 2$$
$$2 + 2 = 4$$
$$3 + 5 = 8$$






www.alrowadpub.com




الألوان


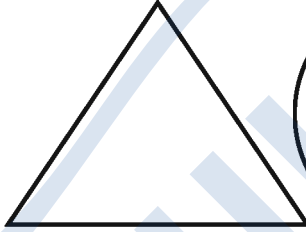



أصل

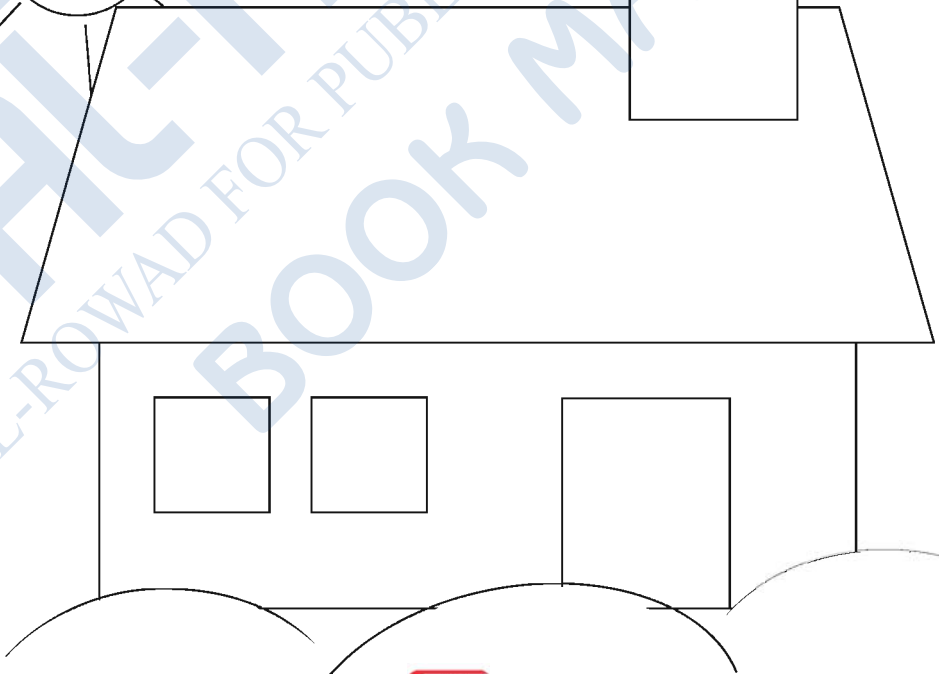
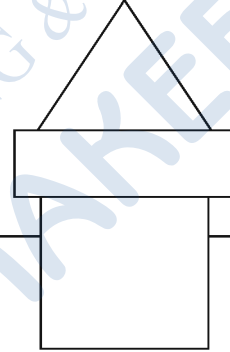







ألون



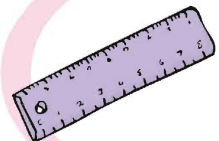
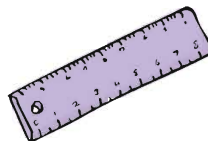
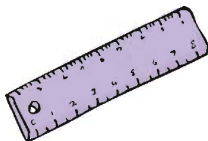
ألون





أضع ○ حول الشكل المشابه

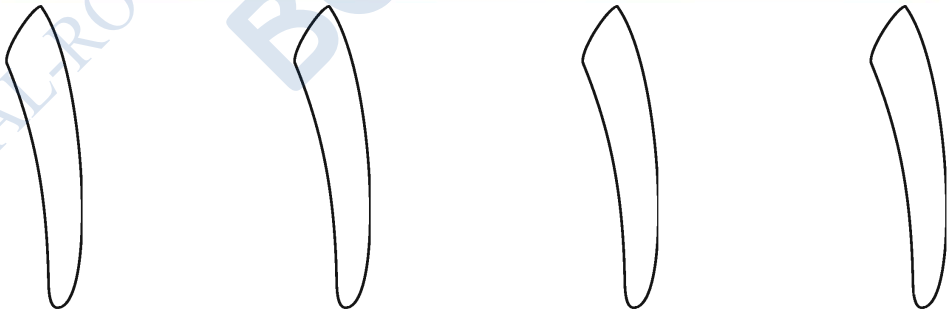



أضع ○ حول الشكل المختلف



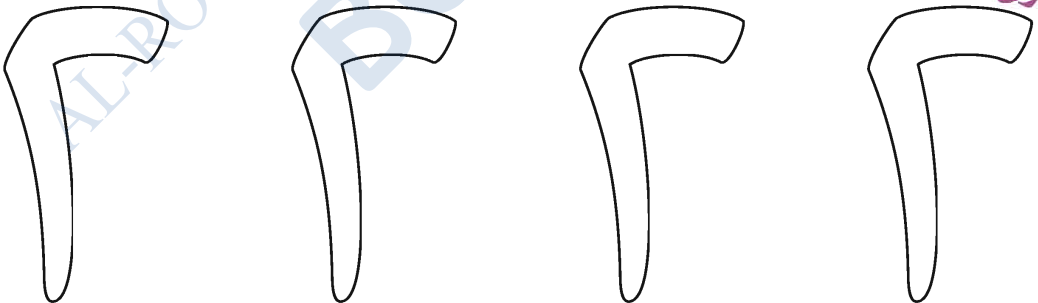



Handwriting practice grid for the letter 'Alif' (ا). The grid consists of 5 columns and 5 rows. Each cell contains a dotted 'Alif' character for tracing. Above the grid, four dashed lines indicate the starting points for writing the letter. To the right of the grid, there are four vertical dashed lines for independent practice.






Tracing practice area for the Arabic numeral '٢' (2). It features a grid of 5 rows and 7 columns. The first row contains four dashed outlines of the numeral for tracing. The second row contains four dotted outlines for tracing. The third row contains four solid outlines for tracing. The fourth and fifth rows are empty for independent practice.








Tracing practice for the Arabic numeral 3. It includes four dashed outlines of the numeral at the top for tracing. Below is a 5x6 grid. The first row contains five dotted numerals for tracing, followed by a column of three wavy lines. The remaining cells in the grid are empty for independent practice.



أكتب العدد المناسب أسفل الصورة



أكتب



أضع ○ حول الرقم الصحيح






٣ ٢ ١

٣ ٢ ١

٣ ٢ ١

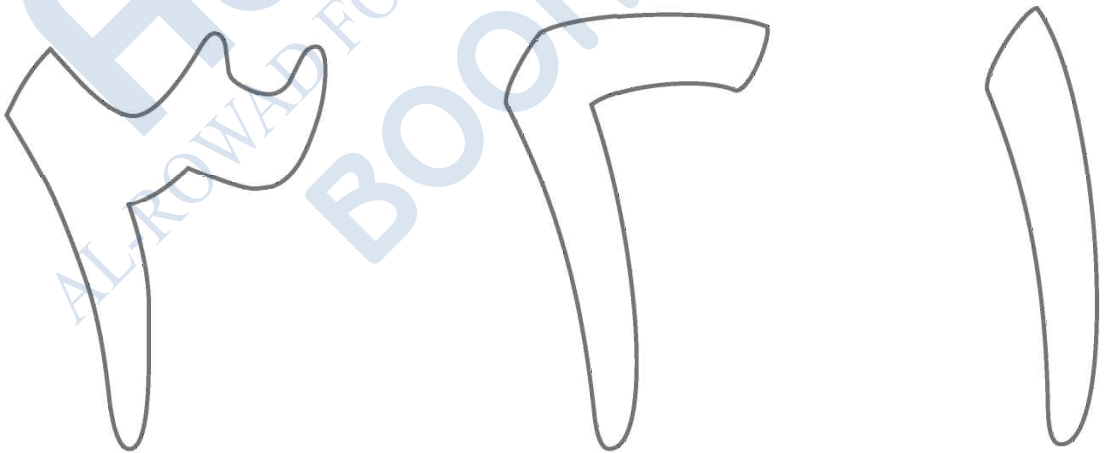
أوصل





أكمل



ألون





الطويل والقصير





أضع ○ حول الشيء القصير



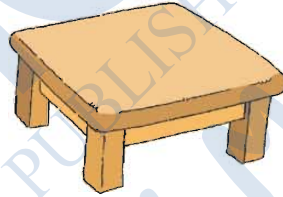

ألون الشيء الطويل





الكبير والصغير

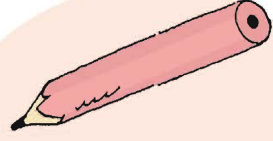
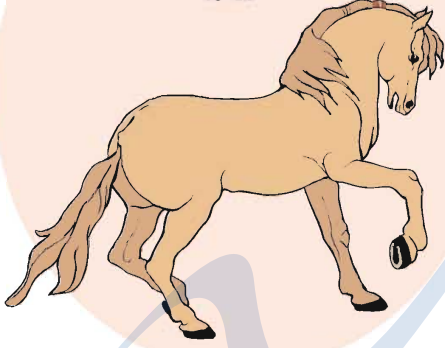


أضع ○ حول الشيء الصغير



ألون الشيء الكبير










أضع ○ حول الشيء الخفيف



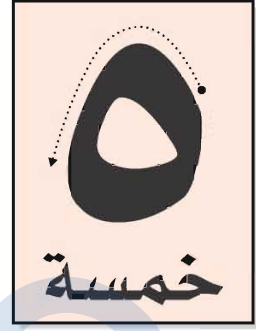

ألون الشيء الثقيل



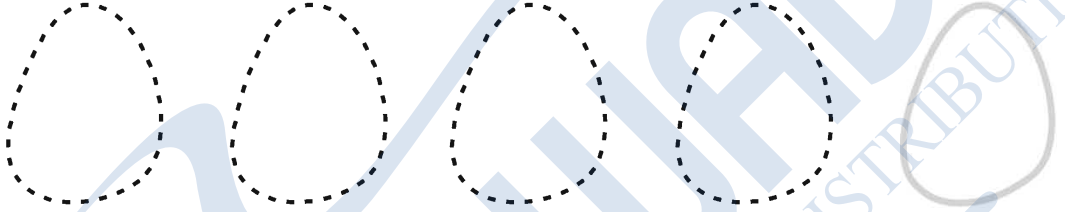




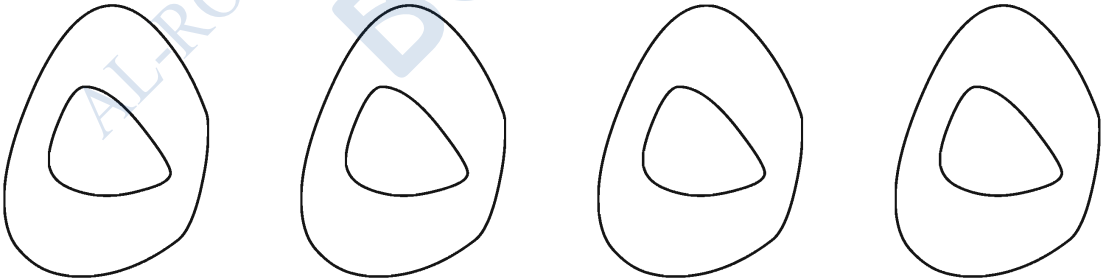
أتعلم




أكتب



ألون





Tracing practice area for the Arabic numeral '6'. It features a grid of 5 rows and 7 columns. The top row contains four dashed '6's for tracing, followed by two solid '6's. The second row contains four dashed '6's for tracing, followed by two solid '6's. The remaining three rows are empty for independent practice.

