

# Jewel of English

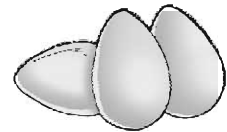

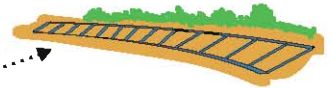

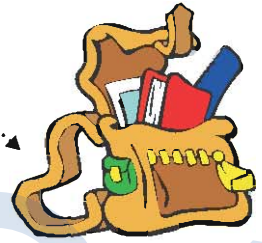



# 1


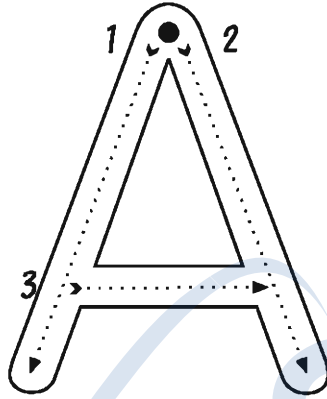



## Capital Letter

TRACE .....





LEARN.....

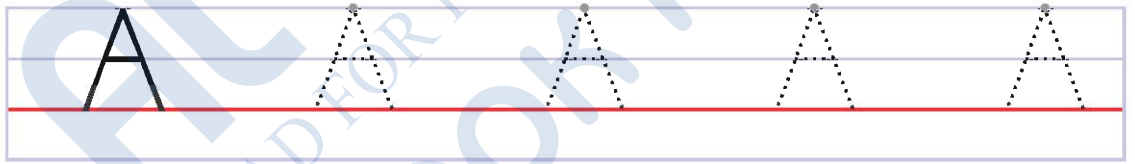


Apple


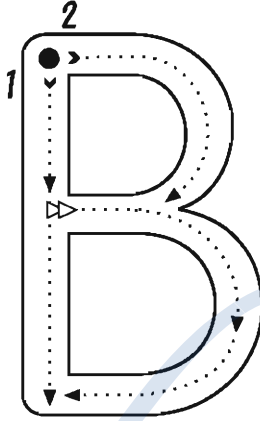

COLOUR.....



TRACE AND WRITE.....




LEARN.....

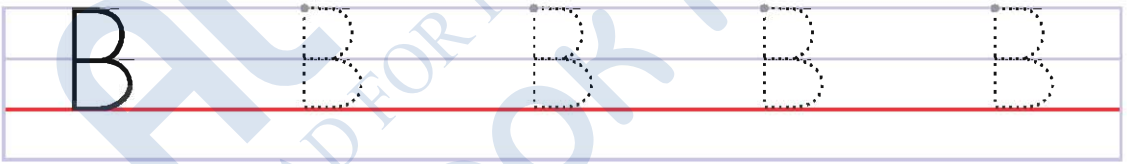


Banana




COLOUR.....



TRACE AND WRITE.....



LEARN.....



Cap

COLOUR.....

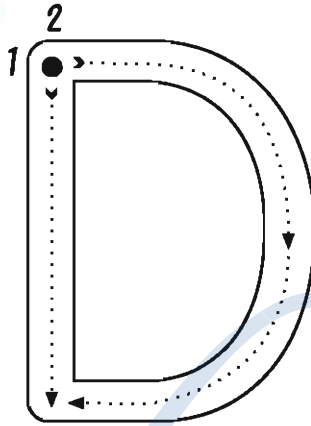



TRACE AND WRITE.....





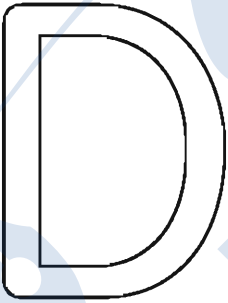
Three sets of handwriting lines for practicing writing the letter C. Each set consists of a top line, a middle line, and a bottom line. The first set has a solid C and four dotted Cs. The second and third sets have four dots on the middle line to indicate starting points for writing.

LEARN.....

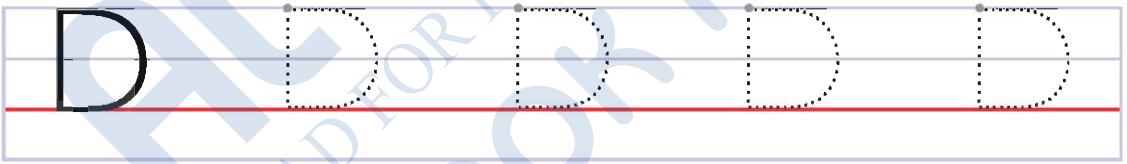


Dolphin


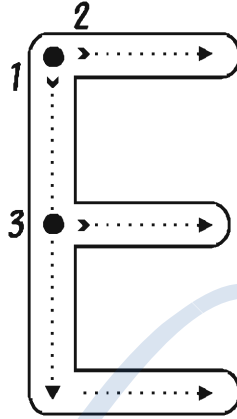

COLOUR.....



TRACE AND WRITE.....

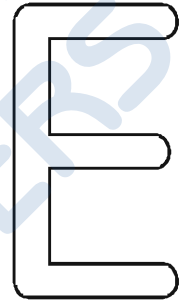
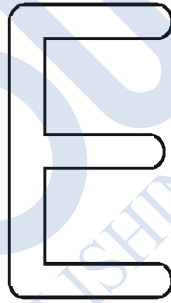
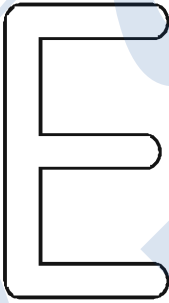


LEARN.....



Elephant

COLOUR.....



TRACE AND WRITE.....



Handwriting practice lines with a solid 'E' and three dotted 'E's for tracing, followed by two rows of blank lines for independent writing.

JOIN THE LETTER




C

Apple



D

Banana



A

Cap



E

Dolphin



B

Elephant



WRITE THE FIRST LETTER



.....olphin



.....pple



.....ap



.....anana



.....lephant

COMPLETE



A

.....

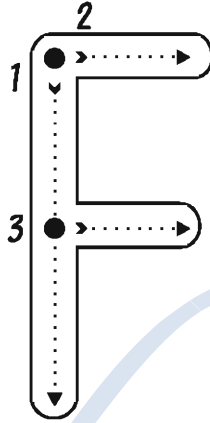
C

.....

E

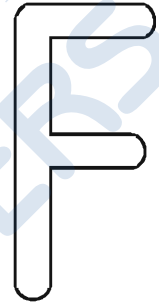
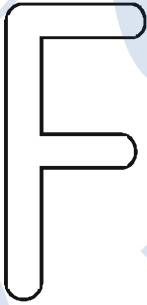


LEARN.....



Fork

COLOUR.....

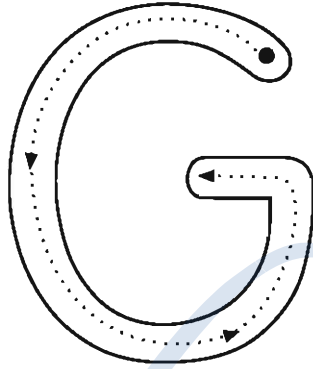


TRACE AND WRITE.....



Handwriting practice lines for the letter F. The first row shows a solid 'F' followed by three dashed 'F's for tracing. Below are two more rows of empty lines for independent writing.

LEARN.....



Giraffe

COLOUR.....



TRACE AND WRITE.....


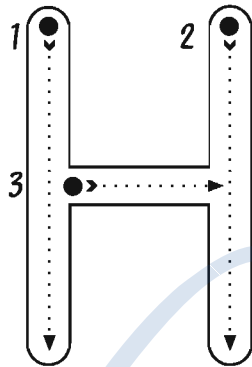


|   |   |   |   |   |
|---|---|---|---|---|
| G | G | G | G | G |
|   |   |   |   |   |

|   |   |   |   |   |
|---|---|---|---|---|
| G | . | . | . | . |
|   |   |   |   |   |

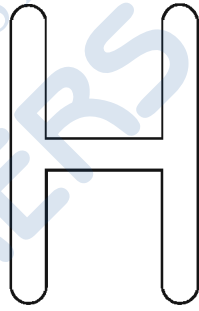
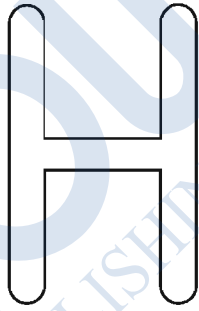
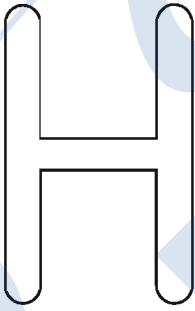
|   |   |   |   |   |
|---|---|---|---|---|
| G | . | . | . | . |
|   |   |   |   |   |

LEARN.....



House

COLOUR.....



TRACE AND WRITE.....



Handwriting practice lines with a solid 'H' and dotted 'H's for tracing, followed by blank lines for independent writing.

LEARN.....



Ice-cream

COLOUR.....

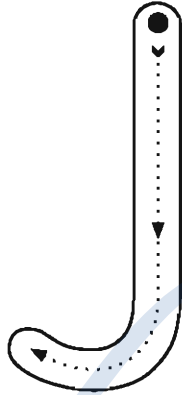


TRACE AND WRITE.....



|  |  |  |  |  |
|--|--|--|--|--|
|  |  |  |  |  |
|  |  |  |  |  |
|  |  |  |  |  |

LEARN.....



Juice

COLOUR.....



TRACE AND WRITE.....



Handwriting practice lines for the letter J. The first row contains a solid 'J', followed by two dotted 'J's for tracing, and two more dotted 'J's for independent writing. The second and third rows are blank for independent writing.

JOIN THE LETTER



H

Fork 

I

Giraffe 

F

House 

J




Ice-cream 



G

Juice 

WRITE THE FIRST LETTER



juice       fork       house 

giraffe       ice-cream 

COMPLETE



F


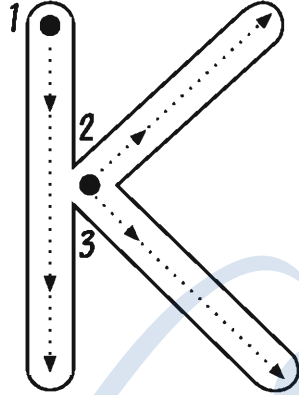

G

.....

I

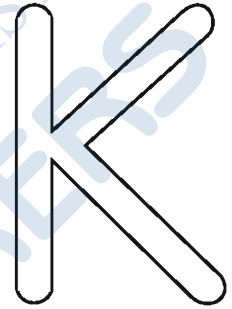

.....

LEARN.....



Kite

COLOUR.....

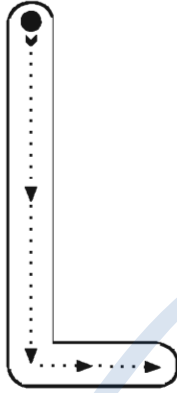



TRACE AND WRITE.....




Handwriting practice lines for the letter K, including a row with a solid K, a row with dotted K for tracing, and two rows with a dotted K for tracing and blank space for independent writing.

LEARN.....



Lemon

COLOUR.....



TRACE AND WRITE.....



Handwriting practice lines for the letter L. Each row consists of a top line, a middle line, and a bottom line. The first row contains a solid L, followed by four dotted Ls for tracing. The second and third rows each contain a solid L followed by three blank spaces for independent writing.