

New



Science Basics 1

Second Edition



Rasha Al-Shafee

Verified by: Dr. Ibrahim Nofal

Karen Smith

AL-ROWAD
www.alrowadpub.com

Be where the World is going

Al-Rowad for Publishing & Distribution
الرواد للنشر والتوزيع

Contents

Theme 1: Plants		3
Lesson 1	Trees	4
Lesson 2	Parts of a Tree	5
Lesson 3	Flowers	6
Lesson 4	Parts of a Flower	8
Lesson 5	Leaves	9
Lesson 6	Fruits	11
Lesson 7	Vegetables	13
Lesson 8	Seeds	15
Lesson 9	Growing Plants	17

Theme 2: Animals		18
Lesson 1	Animal Habitats	18
Lesson 2	Wild Animals	20
Lesson 3	Animals That Live in Water	22
Lesson 4	Birds	23
Lesson 5	Insects	26
Lesson 6	What Animals Eat	28
Lesson 7	Animals Reproduce	29
Lesson 8	Animal Sounds	31
Lesson 9	Animal Coverings	32

Theme 3: Living Things Grow		33
------------------------------------	--	----

Theme 4: The Five Senses		35
---------------------------------	--	----

Theme 5: Light		38
-----------------------	--	----

Lesson 1	Light Sources	38
Lesson 2	Shadows	40

Theme 6: Transportation		41
--------------------------------	--	----

Theme 7: Weather		43
-------------------------	--	----

Lesson 1	Hot Weather	43
Lesson 2	Cold Weather	45

Theme 8: Weight		47
------------------------	--	----

Theme 1 Plants

Plants have different shapes and sizes.

Trees are big plants.



olive tree




orange tree




apple tree

Fruits and vegetables can be small plants.



tomato



cucumber



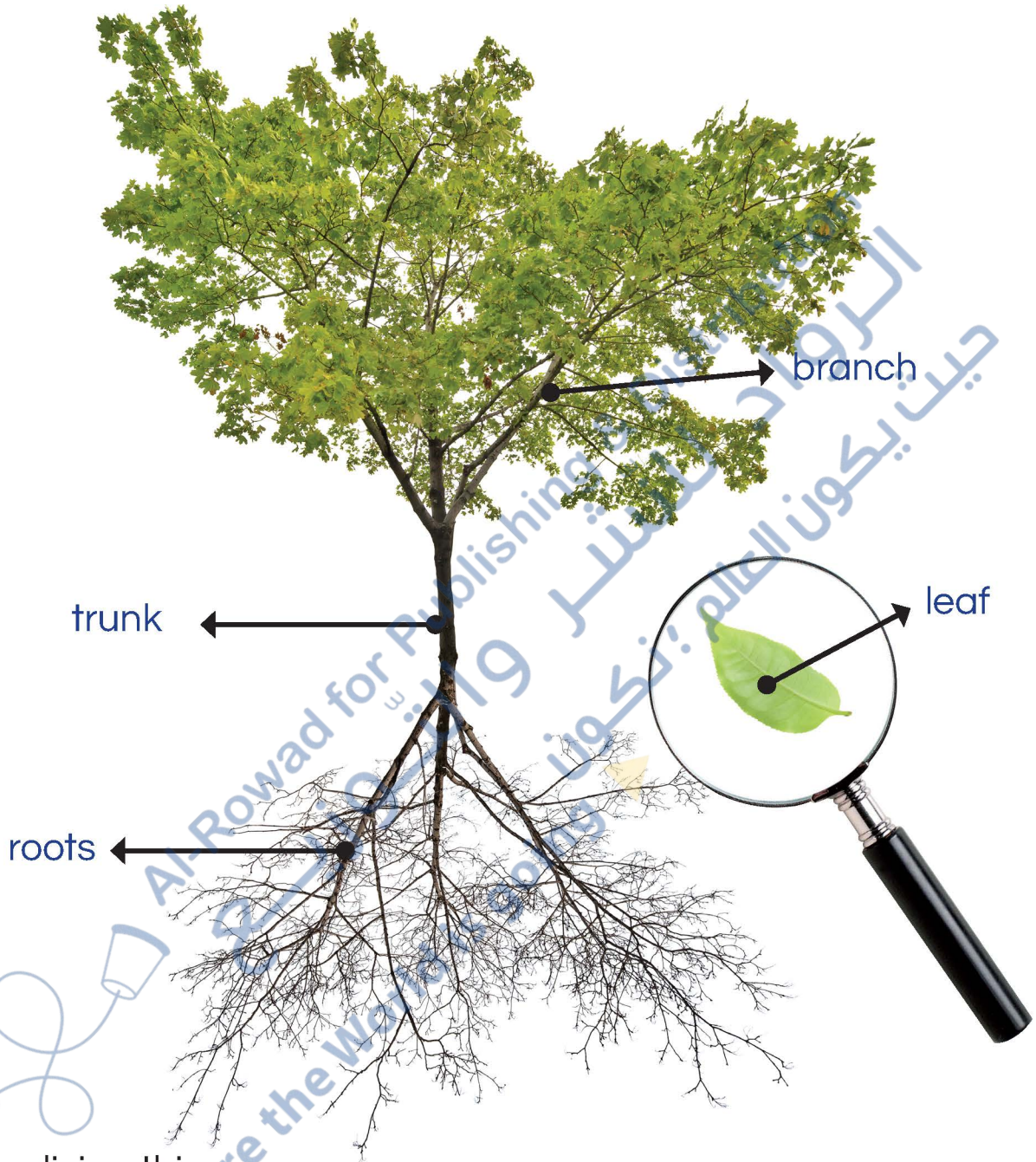
lettuce



Lesson 1 **Trees**

 Name the trees then colour them.





Plants are living things.

Plants grow.
Seeds grow into plants.





sunflower



tulip



Jasmine



rose




lotus



daffodil



Colour the flowers.




sunflower



rose



tulip

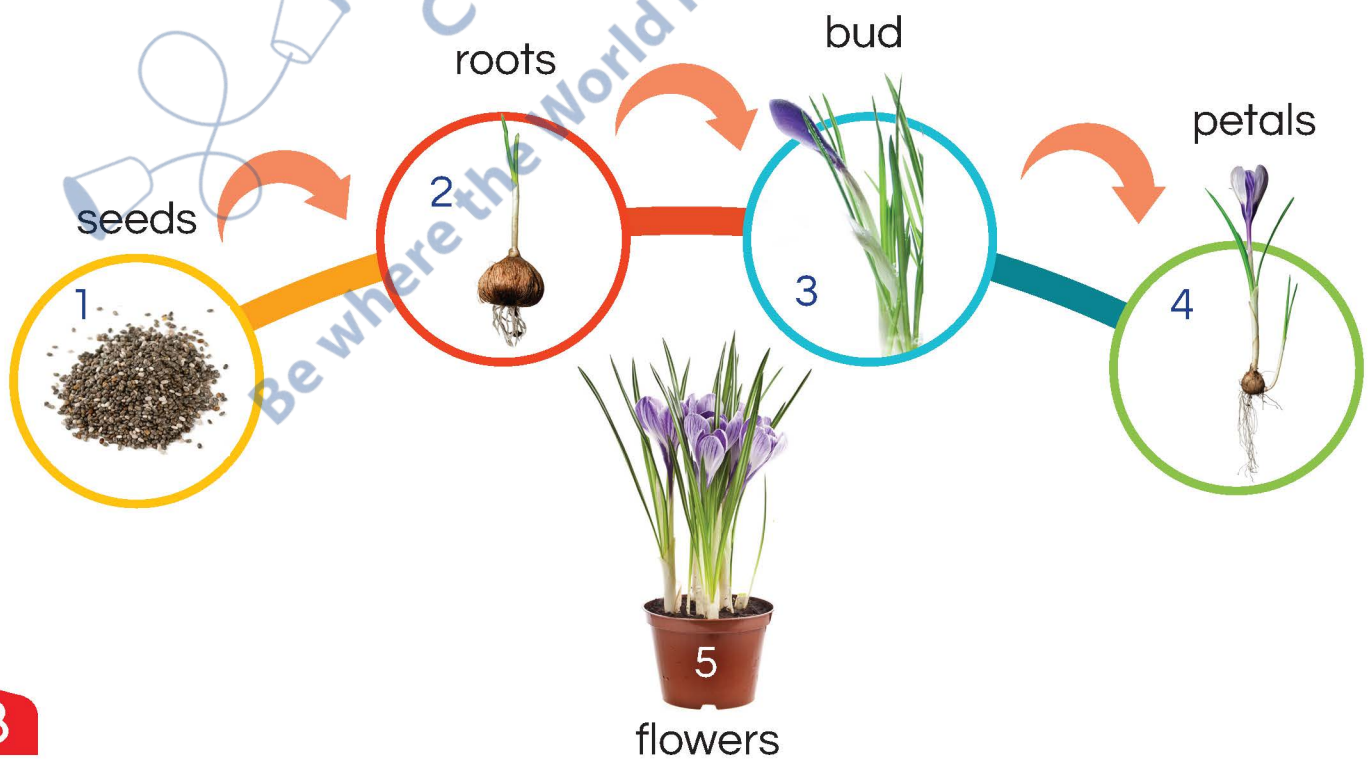
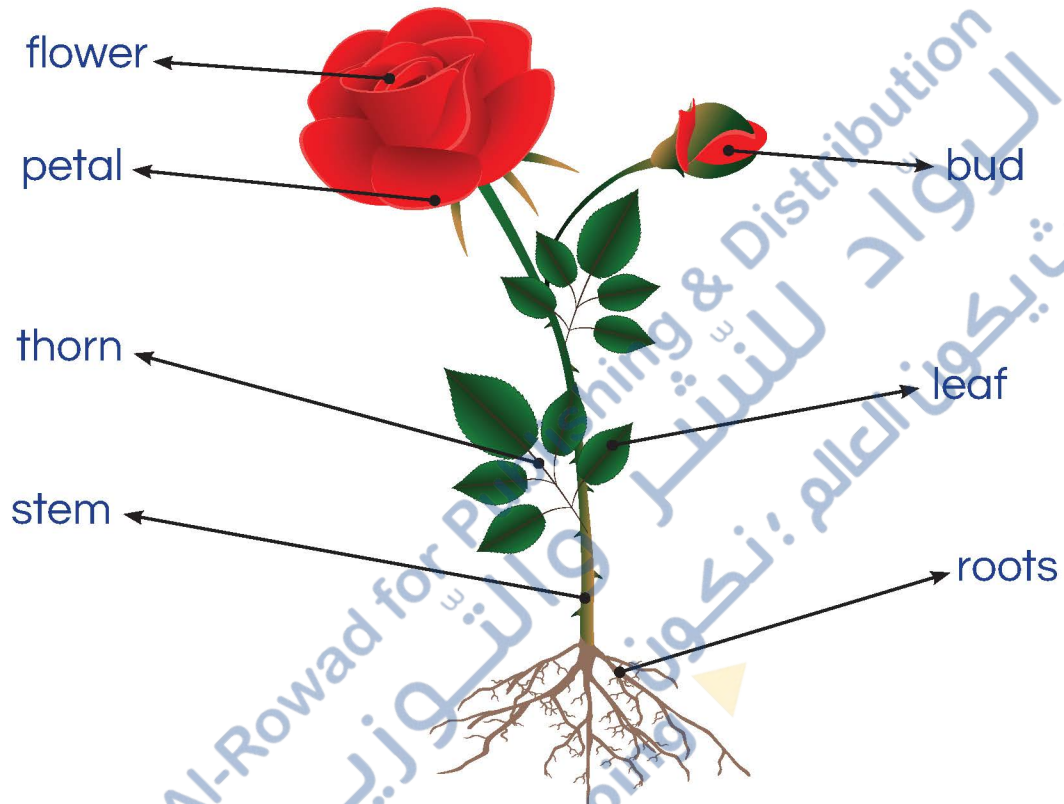


lotus

Lesson 4 Parts of a Flower

A tree has a trunk but a small plant has a stem.
A flower has petals.

rose



Leaves make food for the plant.
They have different shapes and sizes.



 Place a paper over a leaf and rub a crayon sideways over it. Paste the paper in this box.

  Al-Rowad for Publishing & Distribution
البرواد للنشر والتوزيع
Be where the World is going 
حيث يكون العالم؛ نكون

Lesson 6 Fruits

Some flowers become fruit.

Fruit protects the seeds.

There are many kinds of fruits.



watermelon



cherries



mango



orange



grapes



peach



pear



apple

 Draw your favourite fruit and colour it.

 Al-Rowad for Publishing & Distribution
البرواد للنشر والتوزيع
Be where the World is going 
حيث يكون العالم؛ نكون

Vegetables are parts of plants.

We eat flowers.

We eat stems.

We eat leaves.

We eat roots.

We eat seeds.



potato



cauliflower



peas



lettuce



carrot



maize



asparagus

 Circle the pictures of vegetables.



grapes




lettuce




carrot



apple



pear



potato



maize





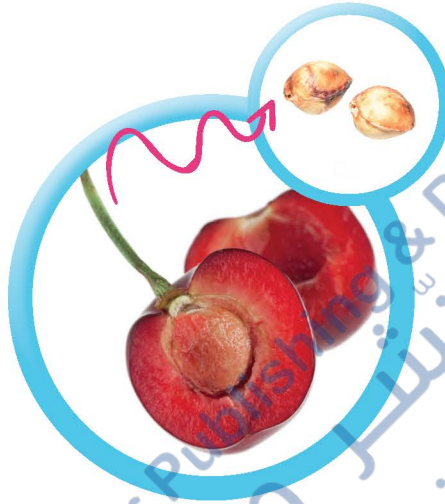
asparagus


Fruits and vegetables contain seeds.

Some have only one seed.

Others have many seeds.

Seeds come in different shapes and sizes.



-  Search for other kinds of fruits or vegetables that contain seeds. Stick them in the box, then write their names.

 Al-Rowad for Publishing & Distribution
البرواد للنشر والتوزيع
Be where the World is going 
حيث يكون العالم؛ نكون