



New

Pioneers Graded **Maths 2**

Second Edition



Al-Rowad for Publishing & Distribution
والنوروزية للنشر والتوزيع
Be where the World is going



Rasha Al-Shafee

Verified by: Dr. Ibrahim Nofal

Karen Smith

AL-ROWAD
www.alrowadpub.com

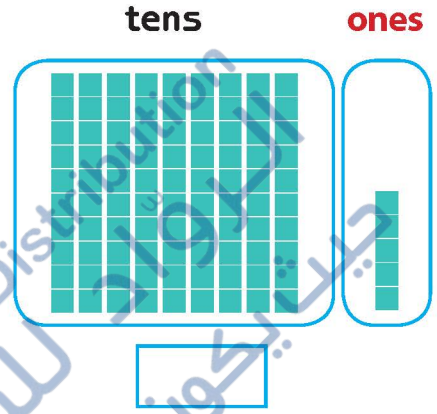
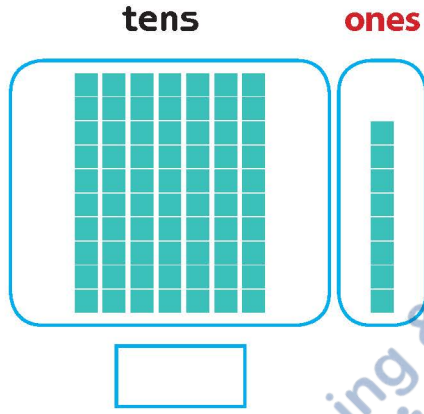
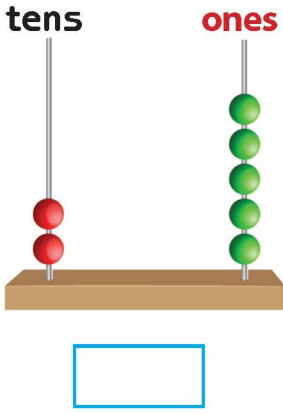
Contents

01	Revision	3
02	Three-Digit Numbers	5
03	Place Values of Three-Digit Numbers	9
04	Numbers: Ordinal, Skip Counting and Odd and Even	12
05	Addition	15
06	Subtraction	22
07	Fractions	29
08	Positions and Patterns	30
09	Geometry	31
10	Measurement	32
11	Time	36
12	Area	39
13	Capacity	40
14	Volume	41
15	Revision	42
16	Four-Digit Numbers	44
17	Addition of Four-Digit Numbers	47
18	Subtraction of Four-Digit Numbers	49
19	Multiplication	51
20	Division	54

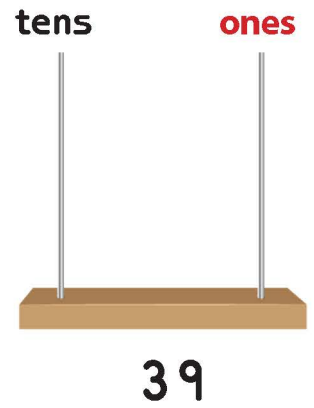

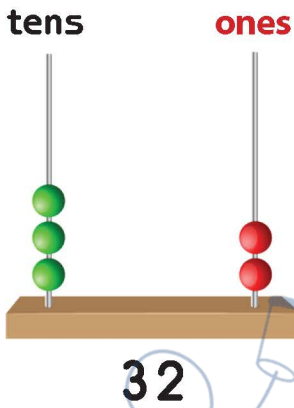


01 Revision

Write the correct number in the box.



Arrange on the abacus.



Write the number in the box.

ninety-nine

seventy-two

twenty-three

sixty

sixty-six

thirty-four

fifty-nine

fifteen

Write the number that comes before.

	29
--	----

	35
--	----

	53
--	----

Write the number that comes next.

28	
----	--

49	
----	--

80	
----	--

Write the number that comes between.

19		21
----	--	----

37		39
----	--	----

Complete.

42	44	46					
----	----	----	--	--	--	--	--

54	58	62					
----	----	----	--	--	--	--	--

Write the correct answer in the box.

$40 + 6 = \square$

$50 + 9 = \square$

$30 - 3 = \square$

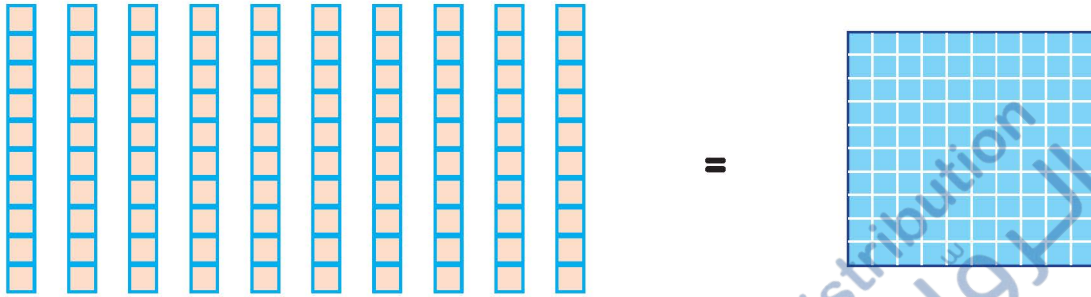




02 Three-Digit Numbers

Lesson 1

Three-Digit Numbers



Complete.

10	20	30							
----	----	----	--	--	--	--	--	--	--

Write how many (each set of blue squares equals 100).


The illustration shows a cartoon boy with black hair, wearing a blue shirt and red shorts, standing next to three sets of blue square grids. Each set consists of several 10x10 grids stacked on top of each other. Below each set is a dashed-line box for the answer. The first set has a box containing the number '200'. The second and third sets have empty boxes. A large watermark is visible across the page: 'Al-Rowad for Publishing & Distribution' and 'Be where the World is going'.

Complete.

100	200							
900	800							

Think.

600 has



hundreds.

500 has



tens

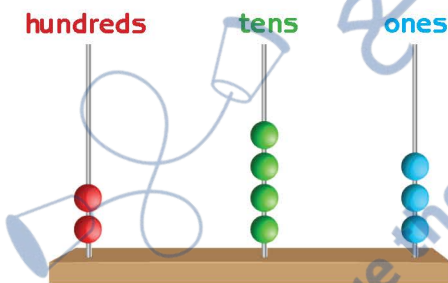
900 has



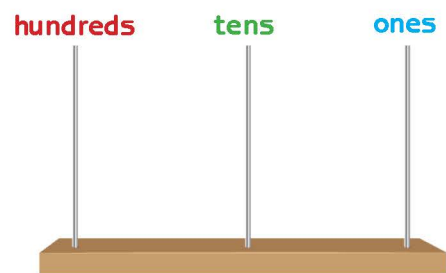
ones



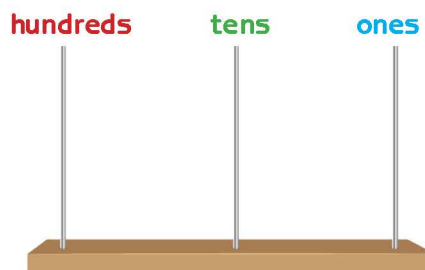
Arrange on the abacus.



243

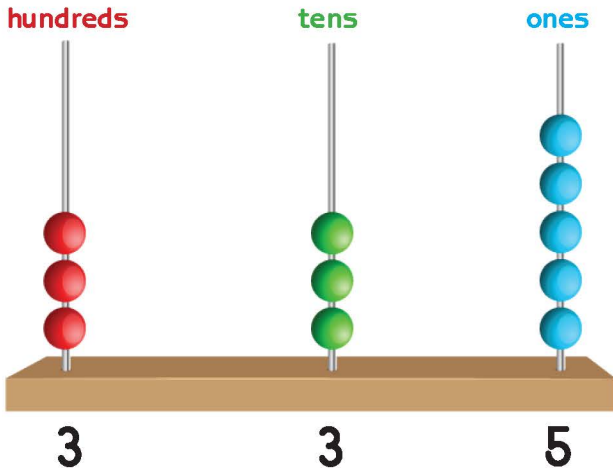


652

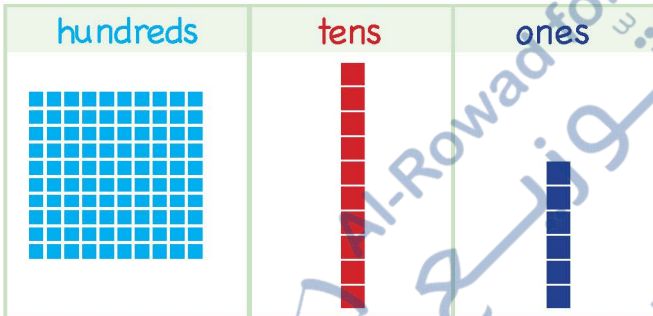


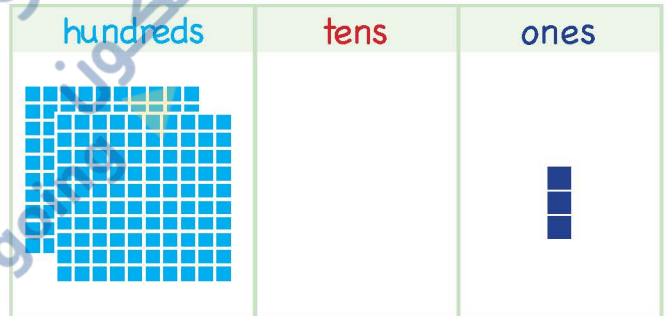
740

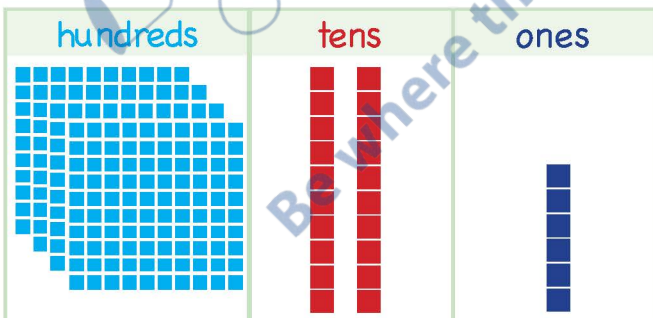
three hundred and thirty-five

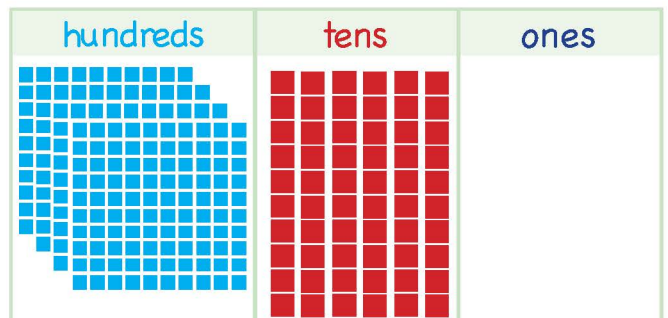


Write the correct number in the box.

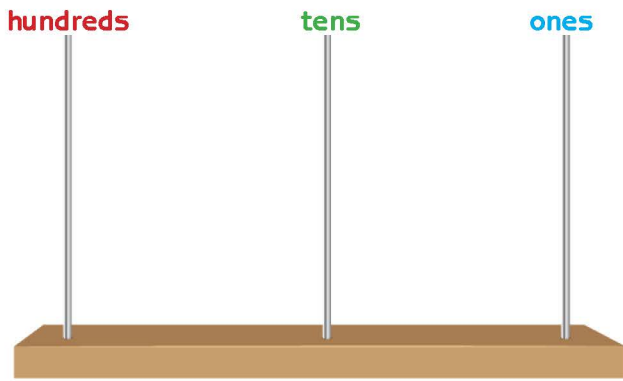




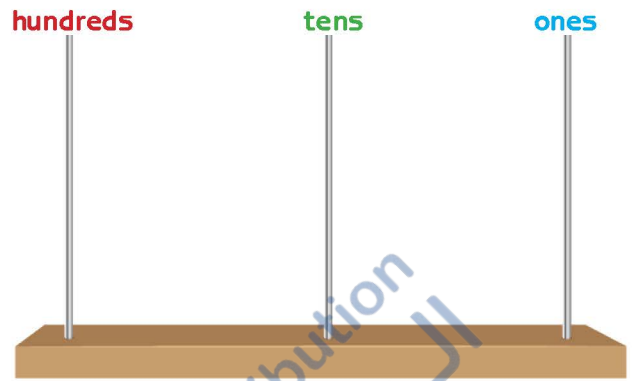




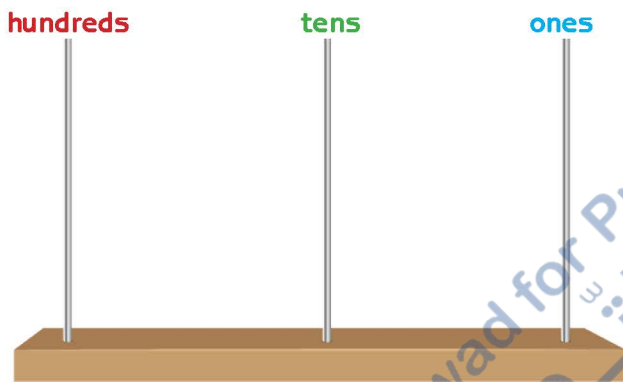
Arrange on the abacus.



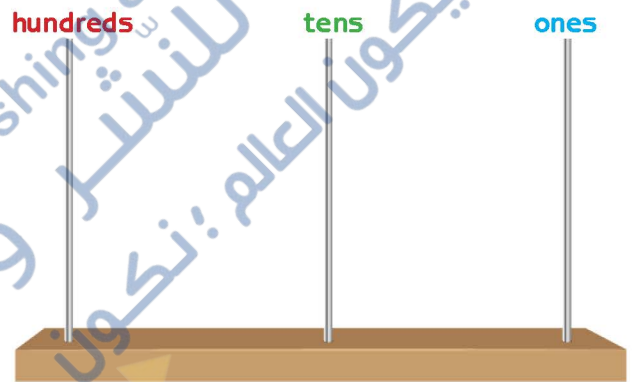
331



214



187



520

Write in numbers.

two hundred

three hundred and sixty-two

one hundred and ninety-nine

one hundred and forty-three

four hundred and thirty-five

two hundred and one

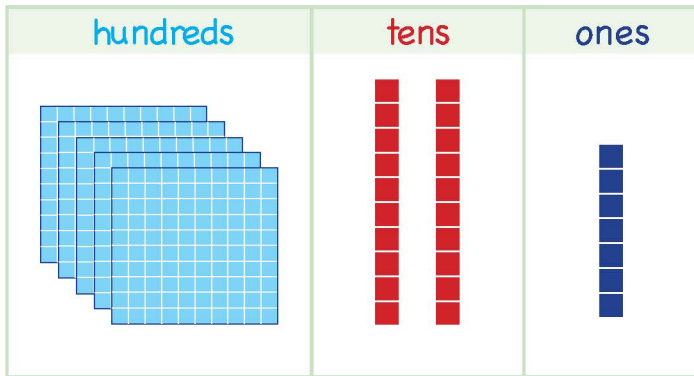


03 Place Values of Three-Digit Numbers

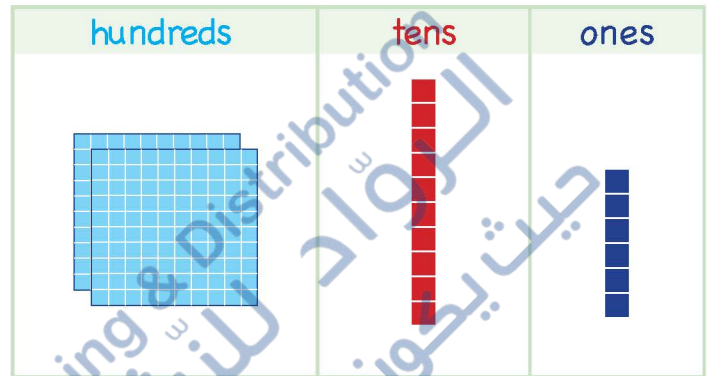
Lesson 1

Writing Three-Digit Numbers in Expanded Form

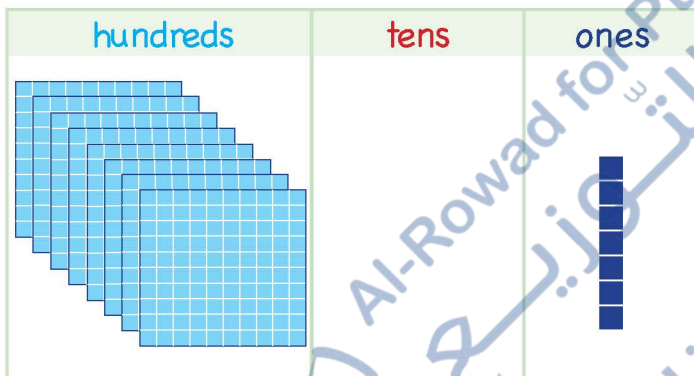
Simplify. Write in expanded form.



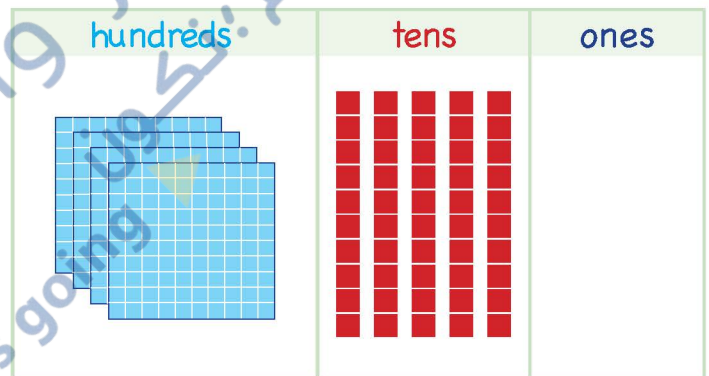
$$527 = 500 + 20 + 7$$



$$216 = \square + \square + \square$$



$$807 = \square + \square + \square$$



$$450 = \square + \square + \square$$

Write the correct number.

5 hundreds and 2 tens and 8 ones =

4 hundreds and 8 tens and 0 ones =

0 hundreds and 4 tens and 5 ones =

6 hundreds and 0 tens and 2 ones =

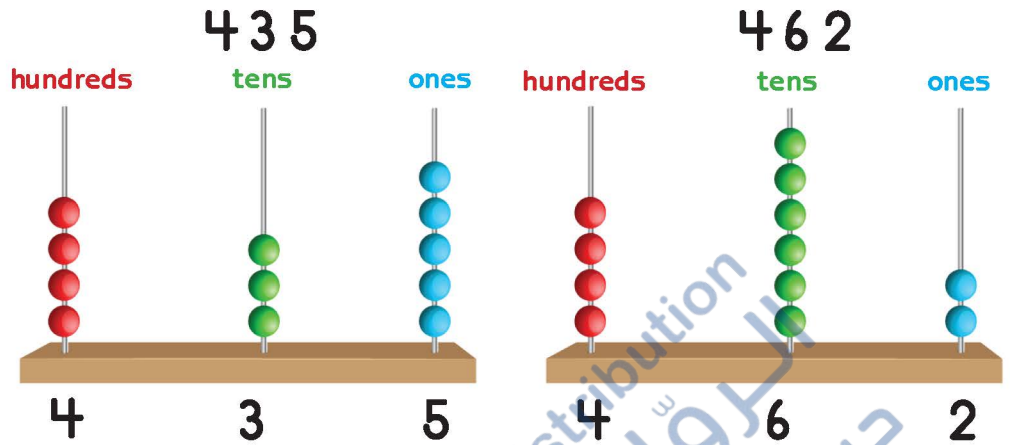


New Signs

> greater than

< less than

= equal to



435

462

Hundreds

Tens

4 = 4

3 < 6

435 < 462

462 > 435

Write >, < or = in the box.

577

556

318

317

139

252

Choose the number from the list which is greater than or less than the number in the box.

762

819

743

743

<

754

100

201

195

>

199

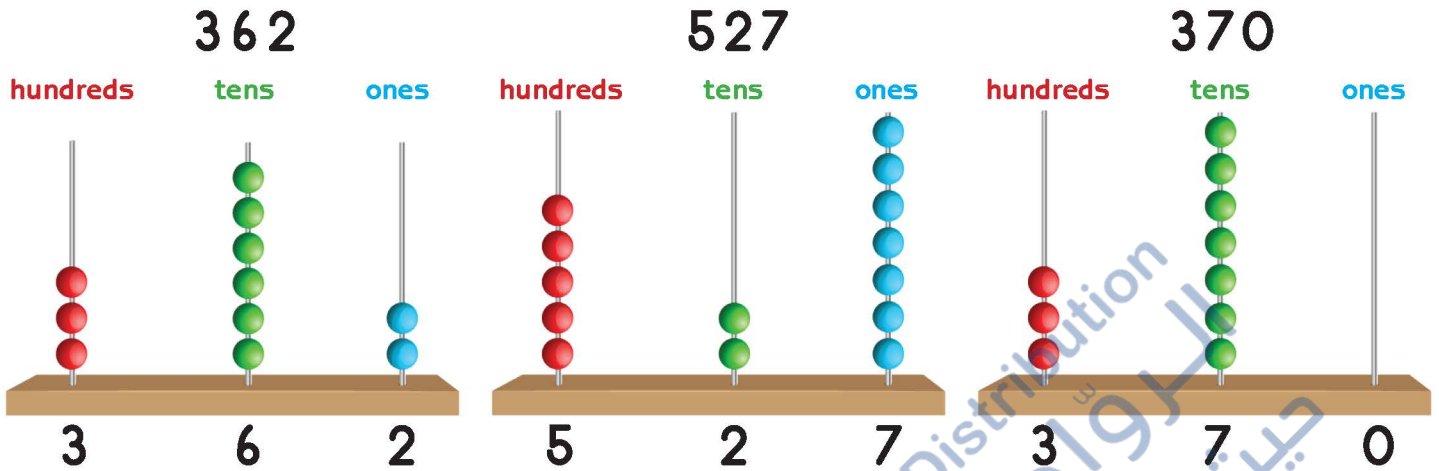
313

390

299

>

314



362
527
370

Hundreds

Tens

$$3 = 3 < 5$$

$$6 < 7$$

$$362 < 370 < 527$$

$$527 > 370 > 362$$

The following numbers are in ascending order:

362

370

527

Now, they are in descending order:

527

370

362

Arrange in ascending order.

412

429

480

485

229

250

--	--	--	--	--	--

Arrange in descending order.

221

260

231

200

187

166

--	--	--	--	--	--




04 Numbers: Ordinal, Skip Counting and Odd and Even

Lesson 1

Ordinal Numbers

Answer the questions based on the chart.



Where is the red bead located? _____

Where is the green bead located? _____

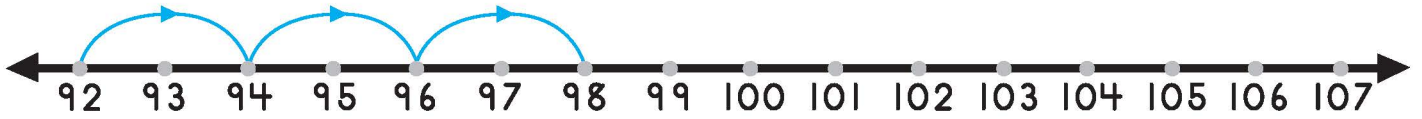
Where is the yellow bead located? _____

Where is the blue bead located? _____

Where is the black bead located? _____

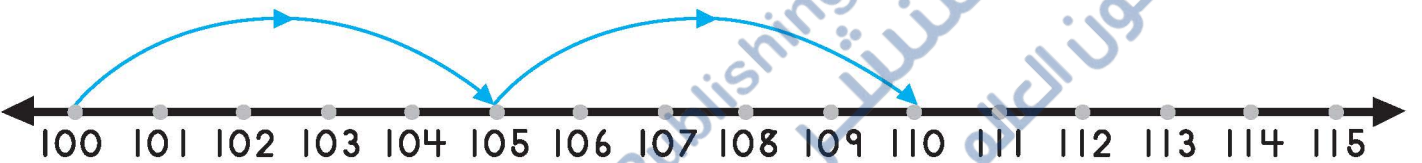
Where is the orange bead located? _____

Count forward by twos.



321	323	325	327						
-----	-----	-----	-----	--	--	--	--	--	--

Count forward by fives.



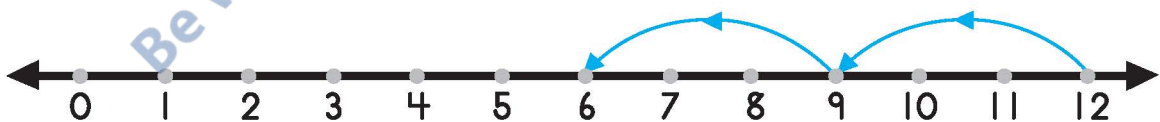
195	200	205	210						
-----	-----	-----	-----	--	--	--	--	--	--

Count backward by ones.




40	39	38							
----	----	----	--	--	--	--	--	--	--

Count backward by threes.



88	85	82							
----	----	----	--	--	--	--	--	--	--

Circle the apples in pairs (groups of two).



7 is an odd number



8 is an even number

We see that one is left over.

They are all paired; none are left over.

Fill in the missing numbers and answer the questions.



The number that is after an even number is: _____

The number that is before an odd number is: _____

Circle the correct answer.

45

odd even

98

odd even



30

odd even

33

odd even



05 Addition

Lesson 1

Adding Two-Digit Numbers Without Regrouping

To find the sum follow these steps mentally (without using paper):

$$39 + 27$$

1- Start by adding the tens.

$$30 + 20 = 50$$

2- Add the ones.

$$9 + 7 = 16$$

3- Add the two sums (tens and ones) together.

$$50 + 16 = 66$$



Find the sum using the steps above.

$$32 + 22$$

Add the tens: _____ + _____ = _____

Add the ones: _____ + _____ = _____

Add the sums: _____ + _____ = _____

$$32 + 22 = \underline{\hspace{2cm}}$$

$$27 + 48$$

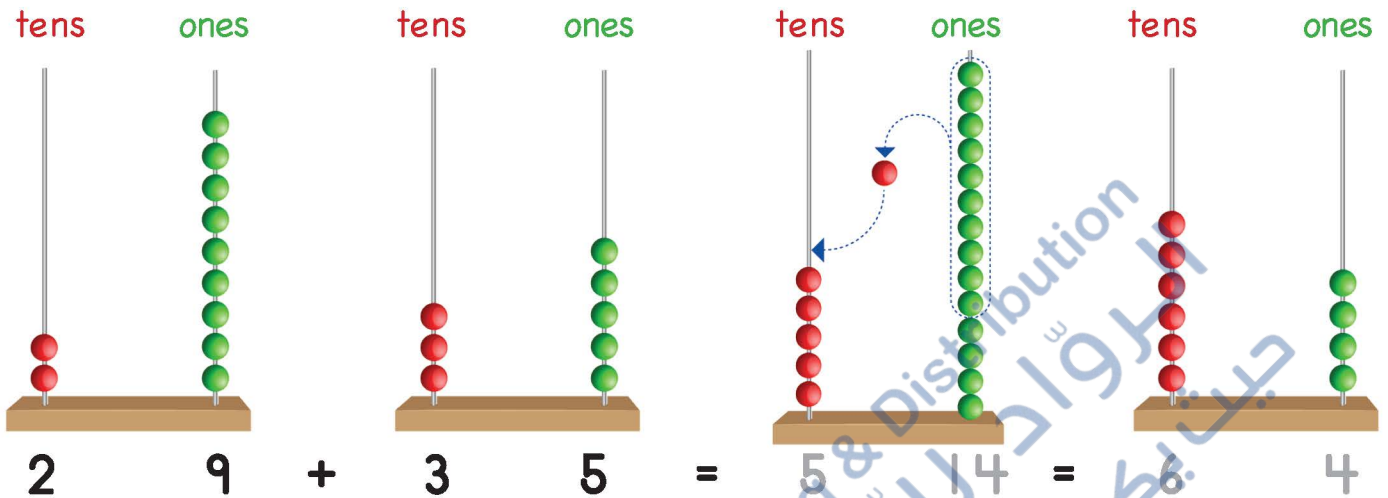
Add the tens: _____ + _____ = _____

Add the ones: _____ + _____ = _____

Add the sums: _____ + _____ = _____

$$27 + 48 = \underline{\hspace{2cm}}$$

$$29 + 35$$



This is the way
to find the sum.

$$\begin{array}{r} \square \\ 29 \\ + 35 \\ \hline 64 \end{array}$$

$$29 + 35 = 64$$

Find the sum.

$$\begin{array}{r} \square \\ 27 \\ + 03 \\ \hline 30 \end{array}$$

$$\begin{array}{r} \square \\ 19 \\ + 25 \\ \hline \square \end{array}$$

$$\begin{array}{r} \square \\ 49 \\ + 23 \\ \hline \square \end{array}$$

$$38 + 24 = \square$$

$$58 + 36 = \square$$

