

BACK UP



BOOK
1

Dr. Ibrahim Nofal


AL-ROWAD
www.alrowadpub.com

BACK UP



BOOK
1

Dr. Ibrahim Nofal


AL-ROWAD
www.alrowadpub.com

Contents

1. Greetings(1)	4-5
2. Classroom language	6-7
3. Names	8-11
4. Identifying Objects (1)	12-14
5. Colours (1)	15- 17
6. Greeting (2)	18-20
7. My family	21-23
8. Giving and Thanking	24-27
9. Colours (2)	28-29
10. Counting (1)	30- 33
11. What is it?	34-35
12. Clothes	36-39
13. Revision	40-43
14. Who is this?	44-46

Contents

15. Fruits	47- 49
16. Likes and Dislikes	50 -53
17. Requesting and Giving Politely	54- 56
18. Revision	57 - 60
19. Colours (3)	61 - 64
20. Counting(2)	65-69
21. How Many?	70 - 74
22. Identifying Objects (2)	75- 78
23. How old are you?	79 - 83
24. Actions	84-87
25. People	88- 91
26. Vehicles	92- 95
27. My body (1)	96-99
28. My body (2)	100-104
29. My family (2)	105- 109
30. The weather	110 - 112

Greetings (1)

LESSON 1



A. Listen and follow



- Good morning
- Mr. Miss.
- Left-to-right hand movement

Good morning, children.
I am Miss Batool.



Good morning, Miss Batool.

Good morning, children.



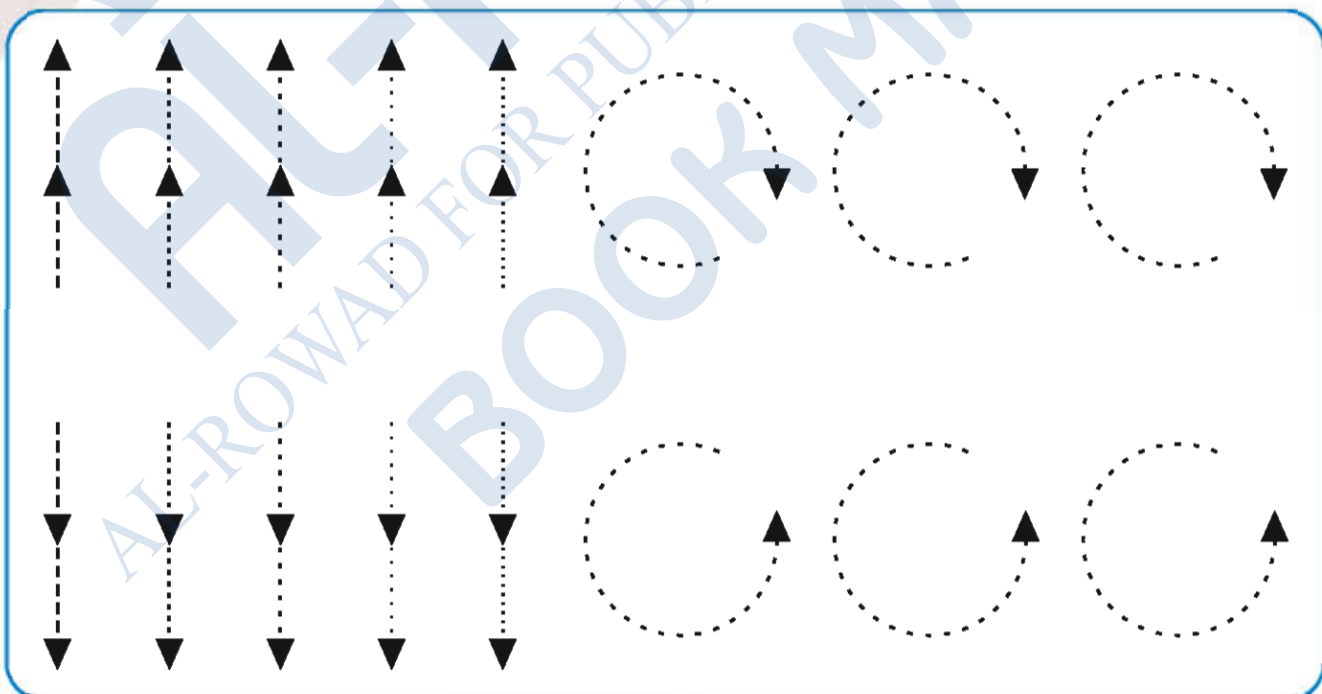
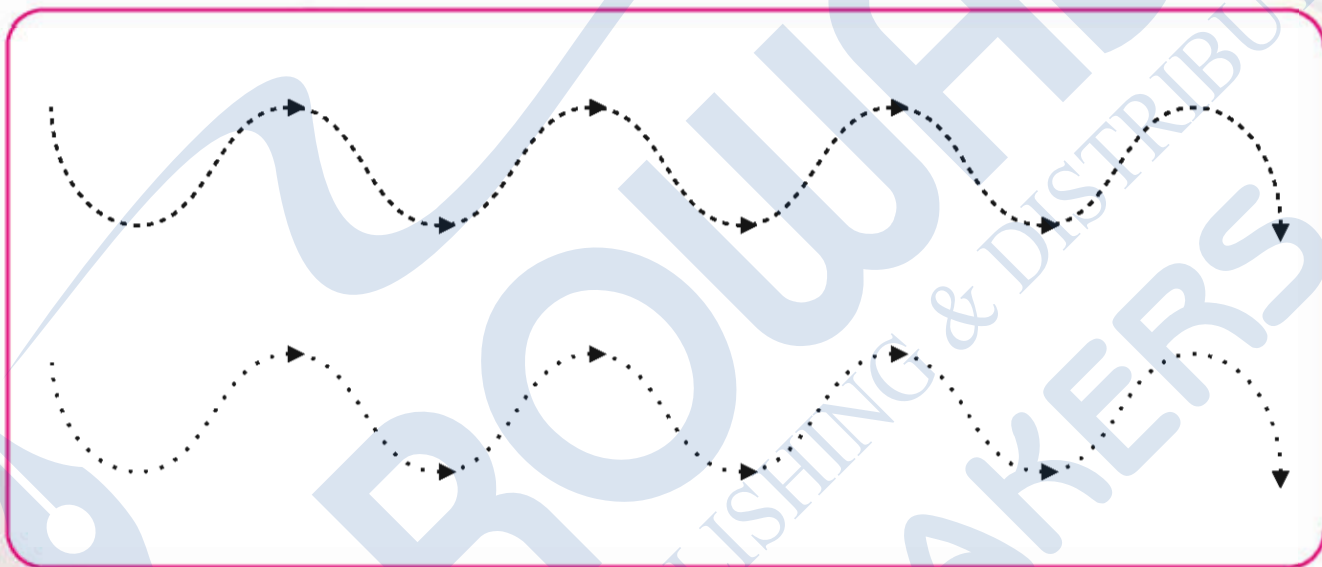
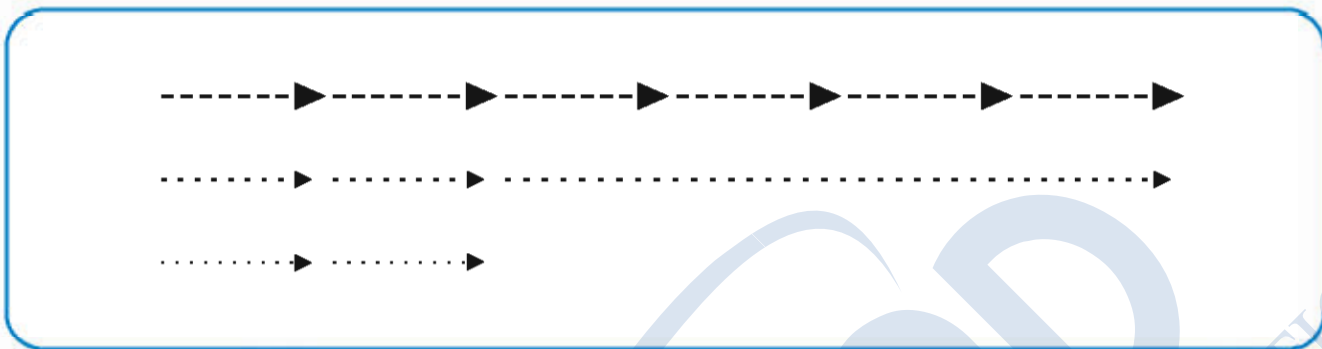
Good morning, Mr Bilal.



B. Oral practice: See Teacher's Book (T/B).

- Good morning (name).
- Good morning (name).

TRACE FOLLOW THE ARROWS



2

Classroom Language

LESSON 2




A. Listen and follow

Stand up, please.
Good morning, children

Thank you, sit down.

Good morning,
Miss Batool.



- stand up, sit down
- please, thank you
- children, teacher
- the letter (a,A)

B. Oral practice (as usual).

- Stand up, please.
- Thank you, sit down.

C. Read and match.



children

teacher

sit down

stand up

D. Trace and copy - follow the arrows.

a a a a

Blank handwriting lines for practicing the lowercase letter 'a'.

A A A A

Blank handwriting lines for practicing the uppercase letter 'A'.

E. Read and write(A/a).



ball



bag



cat



book



pen



mal

3

Names

LESSON 3



-What's your name?

-My name is....



A. Listen and follow



What's your name?

My name is Tom.



B. Oral practice (as usual).

- What's your name?

- My name is



What's your name?

My name is Dana.



C. Song



Good morning, teacher,
Good morning, Good morning,
Good morning, children,
Thank you, sit down.

D. Listen and follow 

Hello, I am Tom.

Hello, I am Amal.



- Hello, Hi
- My name is..., I am
- The letter (b,B)

1.



3.

Goodbye Dana.

2.

Hi. My name is Basim.

Hello, Basim. My name is Dana.

Goodbye Basim.



E. Acting out the dialogues, then role play (See Teacher's Book)



Hello, Basim
Hello, Tom
Goodbye, teacher
Let's go home.



G. Trace and copy - follow the arrows.

b b b b

Blank handwriting practice lines for lowercase letter 'b'.

B B B B

Blank handwriting practice lines for uppercase letter 'B'.