

Le Jardin

1



Sommaire

N° d'unité	Page
Unité 1	5
Unité 2	10
Unité 3	15
Unité 4	20
Unité 5	25
Unité 6	29
Unité 7	33
Unité 8	37
Unité 9	41
Unité 10	45

Avant-propos

Le Jardin 1 s'adresse aux élèves de l'école maternelle, il constitue un ensemble pédagogique complet pour enfants débutant en français, il offre à l'élève la possibilité de communiquer rapidement en français.

Le livre compose de dix unités comprenant chacune :

- Deux ou trois lettres de l'alphabet.
- Une page pour jouer avec les mots et la musique des mots.
- Une page pour entrer dans l'écriture.

Les élèves pourront, bien entendu, écrire sur le livre, s'ils le conservent à la fin de l'année.

Suha Mansour



1ère Unité

Unité 1

a

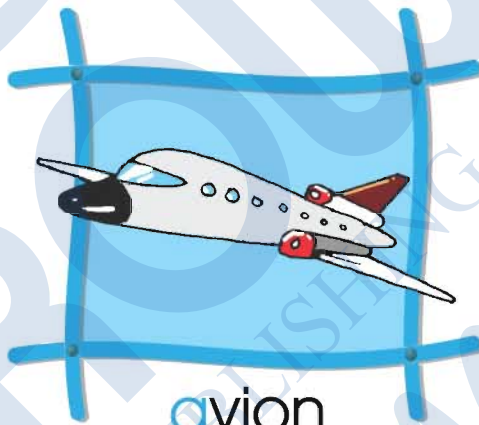
a

a


1



arbre
arbre



avion
avion



abricots
abricots


2

a a a

a a a


a a a

Leçon 1

- 1 Ecoute et répète. 
- 2 Ecris la lettre en cursive.




①



bananes

bananes



ballon


ballon




bébé

bébé

②



Leçon 2

① Ecoute et répète. 


② Ecris la lettre en cursive.




1



chat
chat



citron
citron





canard
canard

2


Handwriting practice lines for the letter C. The first line shows two uppercase 'C's. The second line shows two lowercase 'c's. The third line shows three cursive 'c's.

Leçon 3

- 1 Ecoute et répète. 
- 2 Ecris la lettre en cursive.



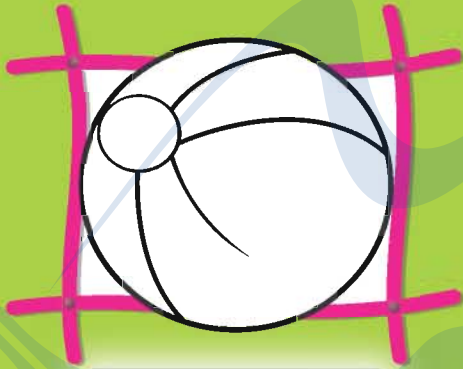
Handwriting practice lines consisting of a solid top line, a dashed middle line, and a solid bottom line.



Handwriting practice lines consisting of a solid top line, a dashed middle line, and a solid bottom line.




Handwriting practice lines consisting of a solid top line, a dashed middle line, and a solid bottom line.




Handwriting practice lines consisting of a solid top line, a dashed middle line, and a solid bottom line.




Handwriting practice lines consisting of a solid top line, a dashed middle line, and a solid bottom line.




Handwriting practice lines consisting of a solid top line, a dashed middle line, and a solid bottom line.



Handwriting practice lines consisting of a solid top line, a dashed middle line, and a solid bottom line.



Handwriting practice lines consisting of a solid top line, a dashed middle line, and a solid bottom line.



Handwriting practice lines consisting of a solid top line, a dashed middle line, and a solid bottom line.

Exercice

Frère Jacques



Ecoute et chante



Frère Jacques, Frère Jacques
Dormez-vous, dormez-vous ?
Sonnez les matines, Sonnez les matines
Ding, deng, dong, ding, deng, dong

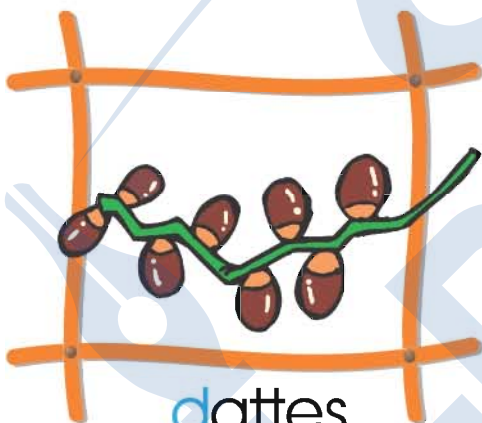


d


d

d

1



dattes
dattes



dauphin
dauphin




dromadaire
dromadaire

2

d d d
d d d
d d d

Leçon 1


- 1 Ecoute et répète. 
- 2 Ecris la lettre en cursive.



①



étoile
étoile



éléphant
éléphant




enfant
enfant

②

Handwriting practice lines for the letter 'e'. The first line shows a cursive 'e' followed by a dotted 'e' and a blank space. The second line shows a cursive 'e' followed by a dotted 'e' and a blank space. The third line shows a cursive 'e' followed by two dotted 'e's and blank spaces.

Leçon 2


- ① Ecoute et répète. 
- ② Ecris la lettre en cursive.




①



fourchette
fourchette



figues
figues





fleur
fleur

②

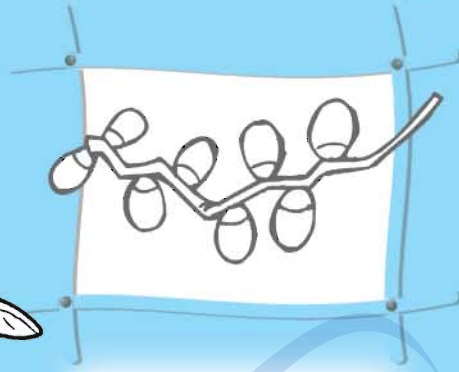


Leçon 3

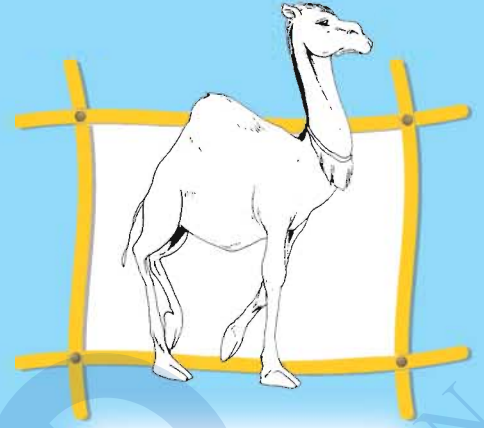
- ① Ecoute et répète. 
- ② Ecris la lettre en cursive.




Blank handwriting practice lines consisting of a solid top line, a dashed middle line, and a solid bottom line.




Blank handwriting practice lines consisting of a solid top line, a dashed middle line, and a solid bottom line.




Blank handwriting practice lines consisting of a solid top line, a dashed middle line, and a solid bottom line.



Blank handwriting practice lines consisting of a solid top line, a dashed middle line, and a solid bottom line.




Blank handwriting practice lines consisting of a solid top line, a dashed middle line, and a solid bottom line.



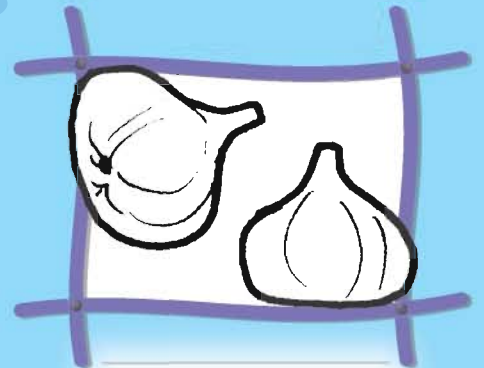
Blank handwriting practice lines consisting of a solid top line, a dashed middle line, and a solid bottom line.



Blank handwriting practice lines consisting of a solid top line, a dashed middle line, and a solid bottom line.



Blank handwriting practice lines consisting of a solid top line, a dashed middle line, and a solid bottom line.



Blank handwriting practice lines consisting of a solid top line, a dashed middle line, and a solid bottom line.

Exercice

🌀 Ecris la bonne réponse en cursive et colorie.

L'alphabet



Aa



Bb



Cc



Dd



Ee



Ff



Gg



Hh



Ii



Jj



Kk



Ll



Mm



Nn



Oo



Pp



Qq



Rr



Ss



Tt



Uu



Vv



Ww



Xx



Yy



Zz

Ecoute et chante



A B C D E F G H I J K L M N O P

Q R S T U V W X Y Z

Maintenant je les connais,
toutes les lettres de l'alphabet !

Comptines et chansons enfantines