

كِرَاسَةُ الرِّيَاضِيَّاتِ

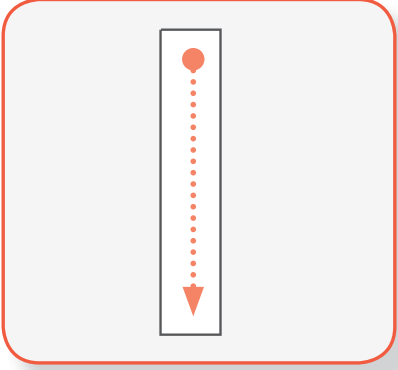


5	الْعَدَدُ (1)
6	الْعَدَدُ (2)
7	مُرَاجَعَةٌ
9	الْعَدَدُ (3)
10	الْعَدَدُ (4)
11	مُرَاجَعَةٌ
14	الْعَدَدُ (5)
15	مُرَاجَعَةٌ
17	الْعَدَدُ (6)
18	مُرَاجَعَةٌ
20	الْعَدَدُ (7)
21	الْعَدَدُ (8)
22	مُرَاجَعَةٌ
23	الْعَدَدُ (9)
24	الْعَدَدُ (10)
25	مُرَاجَعَةٌ
30	التَّرْتِيبُ التَّصَاعُدِيُّ وَالتَّنَازُلِيُّ
37	الْعَدُّ الْقَفْزِيُّ
38	الْعَدُّ التَّرْتِيبِيُّ
40	الْجَمْعُ
43	الطَّرْحُ
49	الْأَحَادُ وَالْعَشْرَاتُ



1 2
3

أَعَدَّ، مَاءً، أَكْتُبُ



وَأَحَدٌ



AL-ROWAD FOR PUBLISHING & DISTRIBUTION
BOOK MAKERS

Handwriting practice lines consisting of multiple rows of three horizontal lines (top solid, middle dashed, bottom solid) with a red dot at the start of each line for tracing.

1 2
3

أعد، ثم اكتب:



اثنان



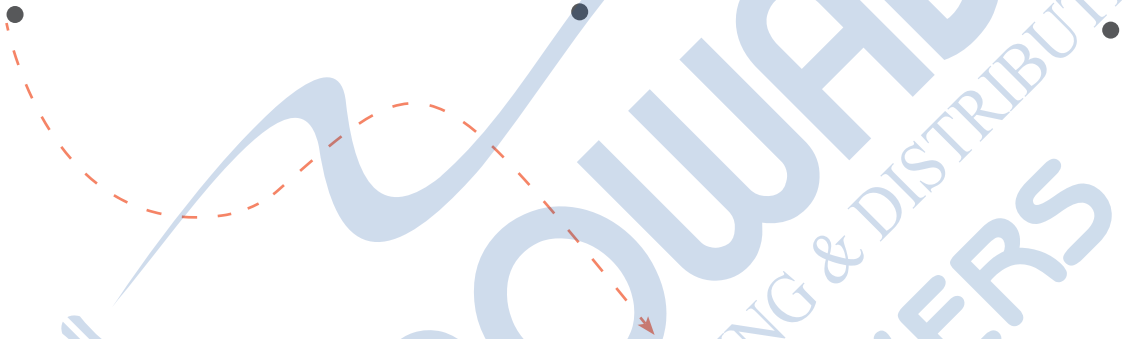



Handwriting practice lines for the number 2. The first row contains five dotted '2's for tracing. The following rows consist of horizontal lines with a dashed red line in the middle, each starting with a red dot for the beginning of a stroke. A large blue watermark 'AL-ROWAD FOR PUBLISHING & DISTRIBUTION BOOK MAKERS' is overlaid diagonally across the page.



1 2
3

أَصِلْ بَيْنَ الصُّورَةِ وَالْعَدَدِ الْمُنَاسِبِ:



1 2
3

أعد، تم، أكتب



ثلاثة

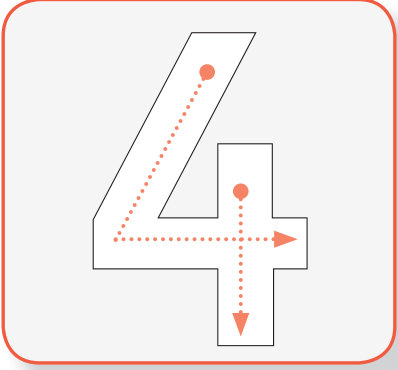


Handwriting practice lines for the number 3. The first row contains five dotted '3's for tracing. Below are several rows of blank handwriting lines, each starting with a red dot on the top line to indicate the starting point for writing the number 3.



1 2
3

أعدّ، ثمّ اكتب:



أربعة




Handwriting practice lines for the number 4. The first row contains five dotted 4s for tracing. Below are several rows of blank handwriting lines (top solid, middle dashed, bottom solid) with red dots for starting points. A large watermark 'AL-ROWAD FOR PUBLISHING & DISTRIBUTION BOOK MAKERS' is overlaid diagonally across the page.




1 2
3

أعد، ثم ألون أربع شجرات.




أعد، ثم أرسم حول العدد المناسب: ○



2 3 4



2 3 4



2 3 4

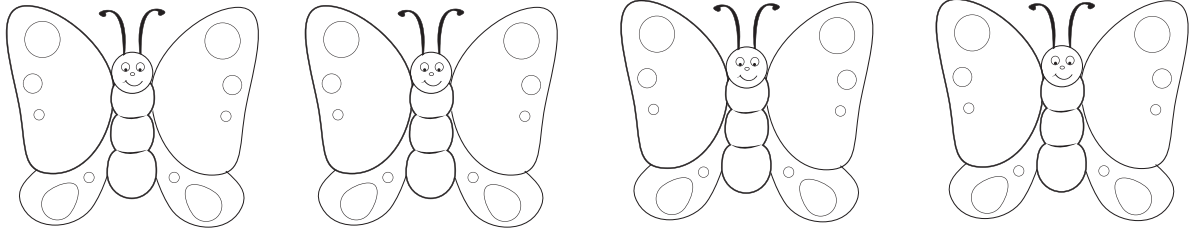


1 2
3


أعد، ثم ألون وفق العدد المقابل:




1




2



3

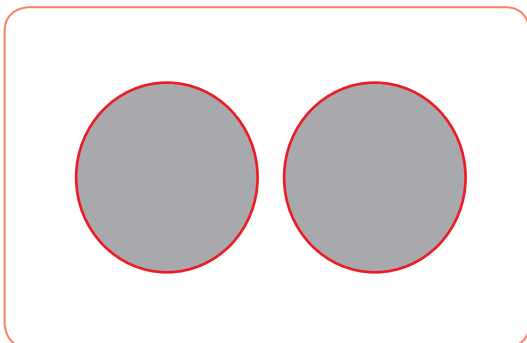


4

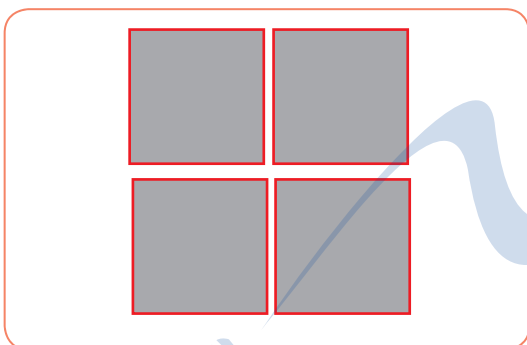


أَصِلْ بَيْنَ الصُّورَةِ وَالْعَدَدِ:

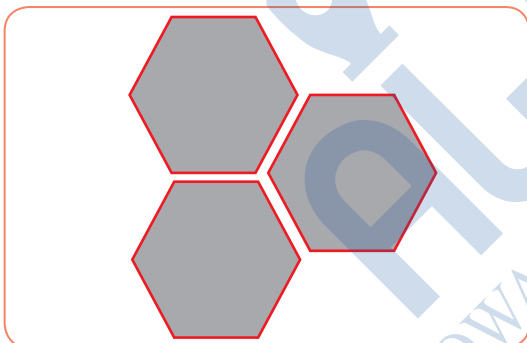
1 2
3




4



3



2



1

