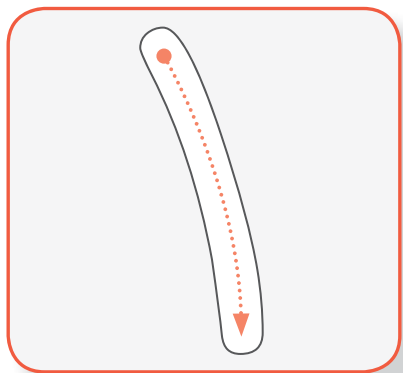


كِرَاسَةُ الرِّيَاضِيَّاتِ



٤	(١)	الْعَدَدُ
٥	(٢)	الْعَدَدُ
٦		مُرَاجَعَةٌ
٧	(٣)	الْعَدَدُ
٨	(٤)	الْعَدَدُ
٩		مُرَاجَعَةٌ
١٢	(٥)	الْعَدَدُ
١٣		مُرَاجَعَةٌ
١٥	(٦)	الْعَدَدُ
١٦		مُرَاجَعَةٌ
١٨	(٧)	الْعَدَدُ
١٩	(٨)	الْعَدَدُ
٢٠		مُرَاجَعَةٌ
٢١	(٩)	الْعَدَدُ
٢٢	(١٠)	الْعَدَدُ
٢٣		مُرَاجَعَةٌ
٣٣		التَّرْتِيبُ التَّصَاعُدِيُّ وَالتَّنَازُلِيُّ
٤٠		الْعَدَدُ الْقَفْزِيُّ
٤١		الْعَدَدُ التَّرْتِيبِيُّ
٤٣		الْجَمْعُ
٤٦		الطَّرْحُ
٥٦		الْأَحَادُ وَالْعَشْرَاتُ





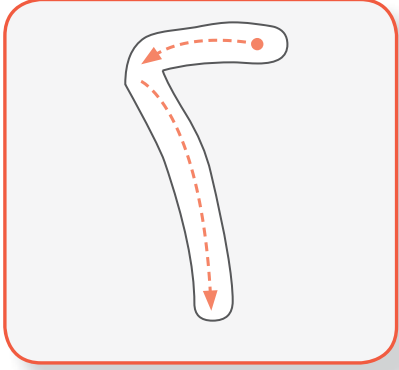
واحد



AL-RROWAD FOR PUBLISHING & DISTRIBUTION

BOOK MAKERS

Handwriting practice lines for the letter 'واحد' (one). Each row consists of a solid top line, a dashed middle line, and a solid bottom line. A red dot is placed on the top line of each row to indicate the starting point for writing the letter. The first row includes a dotted outline of the letter 'واحد' for tracing.

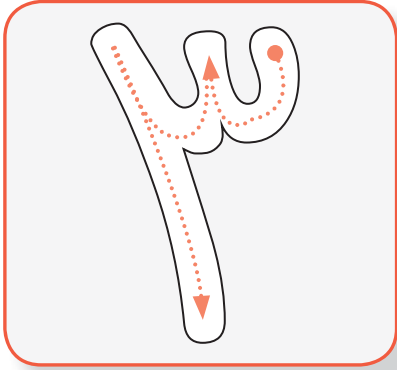


انسان



Handwriting practice lines for the number 6. Each line consists of a solid top line, a dashed middle line, and a solid bottom line. The first line contains a dotted number 6 for tracing. The following lines contain a red dot on the dashed middle line as a starting point for writing the number 6. A large watermark 'AL-ROWAD FOR PUBLISHING & DISTRIBUTION BOOK MAKERS' is overlaid diagonally across the page.

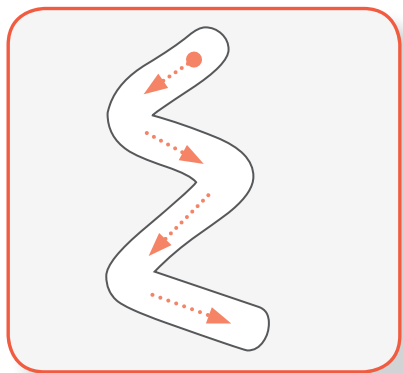




ي ي ي



Handwriting practice lines for the letter 'Yā'. The page contains ten rows of horizontal lines. Each row consists of a solid top line, a dashed middle line, and a solid bottom line. The first row contains five dotted 'Yā' characters for tracing, each with a red starting dot. The following nine rows are blank, each with a red starting dot on the top line for independent practice. A large, semi-transparent watermark is overlaid diagonally across the page, reading 'AL-ROWAD FOR PUBLISHING & DISTRIBUTION BOOK MAKERS'.



أرقة



AL-RROWAD FOR PUBLISHING & DISTRIBUTION


BOOK MAKERS

Handwriting practice lines consisting of multiple rows of solid top and bottom lines with a dashed red middle line. Each row starts with a red dot on the top line, followed by a dotted wavy line for tracing, and then a blank space for independent practice.

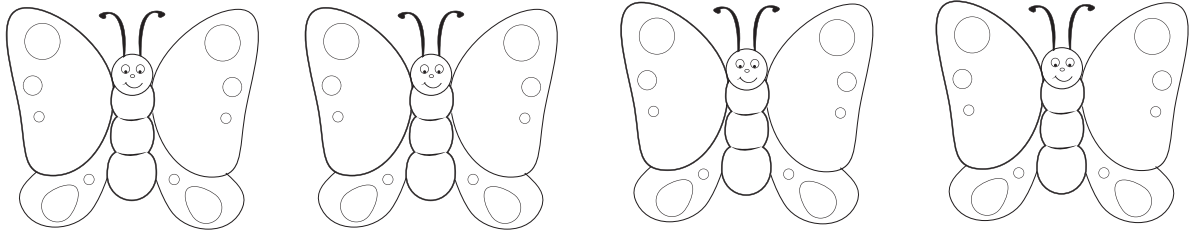





أعد، ثم أرسم حول العدد المناسب: ○



٤ ٣ ٢ ٤ ٣ ٢ ٤ ٣ ٢




١



٢




٣




٤

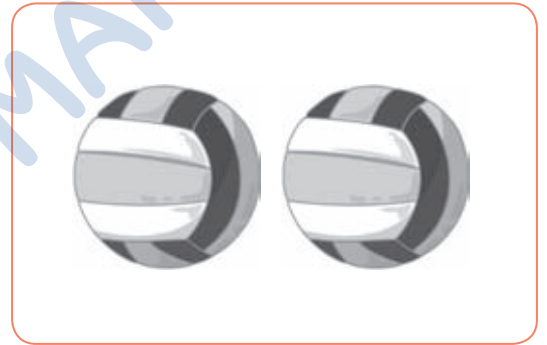






٣



٣



٢



٤