

New

PIONEERS
GRADED

MATHS

Book 1




AL-RROWAD
www.alrowadpub.com

Contents

Describing Things

"Big ... Small", "Heavy ... Light", "Tall ... Short",

"Shape ... Colour", "Size", "Same Size, Same Shape"

"Under... Above" 3 - 8

The smaller number 9

The greater number 10

Writing numbers 11 - 18

Number before 19

The next number 20

Number between 21

Ascending Order 22 - 23

Descending Order 24 - 25

Odd and Even Numbers 26

Skip Counting 27

Ordinal Numbers 28

Addition-Addition on the Number Line 29 - 32

Subtraction-Subtraction on the Number Line 33 - 35

Counting 36 - 37

Adding One-Digit Numbers 38

Adding Two-Digit Numbers 39 - 40

Subtracting One/Two Digit Numbers 41 - 44


Numbers (10-99) 45

Time 46 - 47

Days of the Week 48


Big Small

Tick the bigger




Heavy... Light

Tick the Heavier



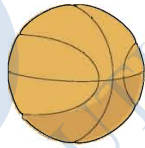

Tall Short

Tick the Shorter






Shape....Colour

Tick the same object.




Circle the thing that has the same colour.




Size

Colour the same size.



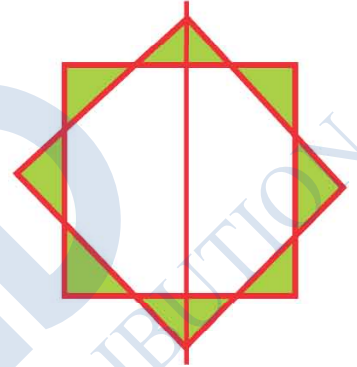
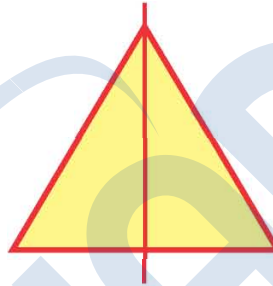


Circle the groups whose elements have the same colour and size



Same size, shape


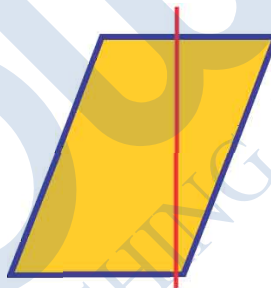
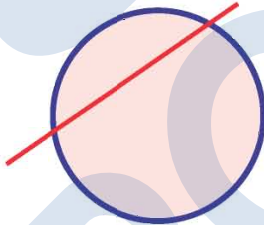
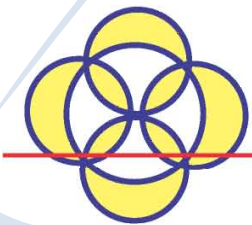
This shape has two parts.

The parts are of the same size and the same shape.

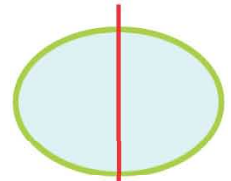
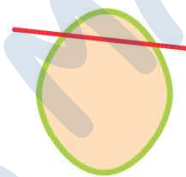


This shape has two parts.


The parts are not of the same size or the same shape.



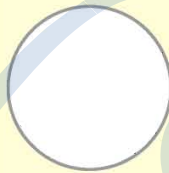
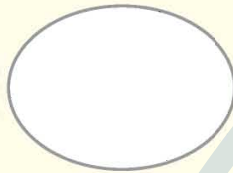
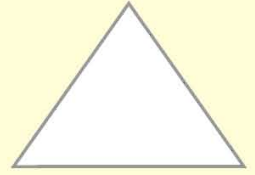

Tick the shapes that have parts of the same size and the same shape.



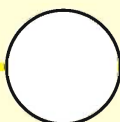


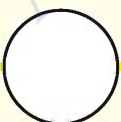
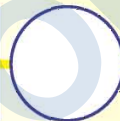
Draw a line to link the same shapes.



Colour the same size and shape.



Complete the pattern




Under...Above

Circle the animal above.



Right...Left

Look and circle.



The boy eats with his

Right Left hand



The boy writes with his

Right Left hand

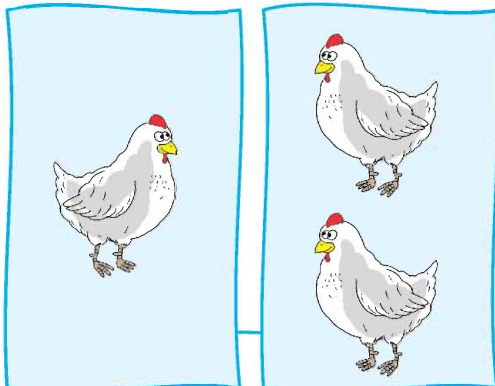


The old man holds the walking stick in his


Right Left hand

The Smaller number


Circle the smaller number.




1 2



4 3



6 3



12 11

1 3

11 19

7 4

16 14

8 18



5 10



3 1

6 2


The Greater number

Circle the greater number.

	
3	1

	
2	4

	
4	6

	
1	0

2	3
---	---

3	5
---	---

11	7
----	---

1	10
---	----

4	1
---	---

14	18
----	----

19	16
----	----

6	8
---	---