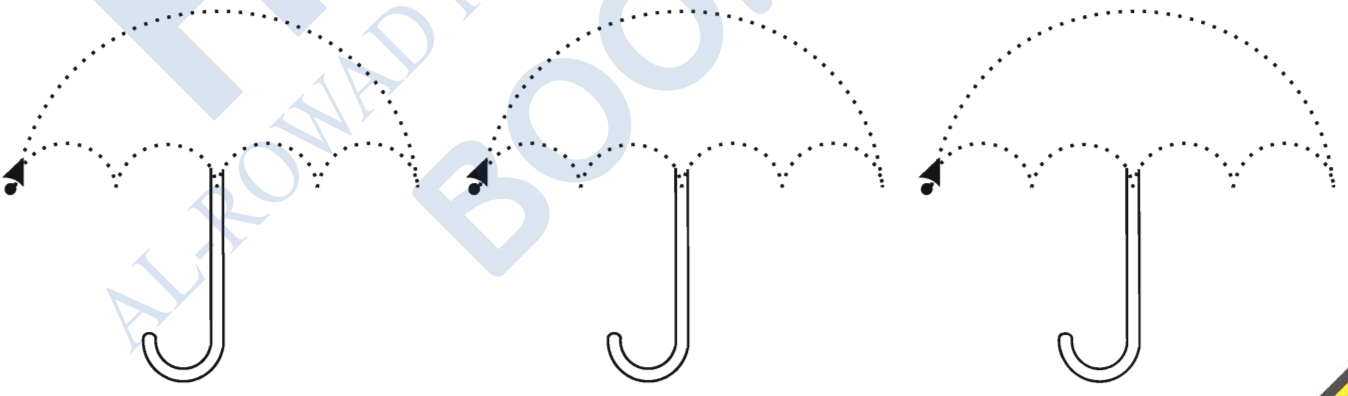
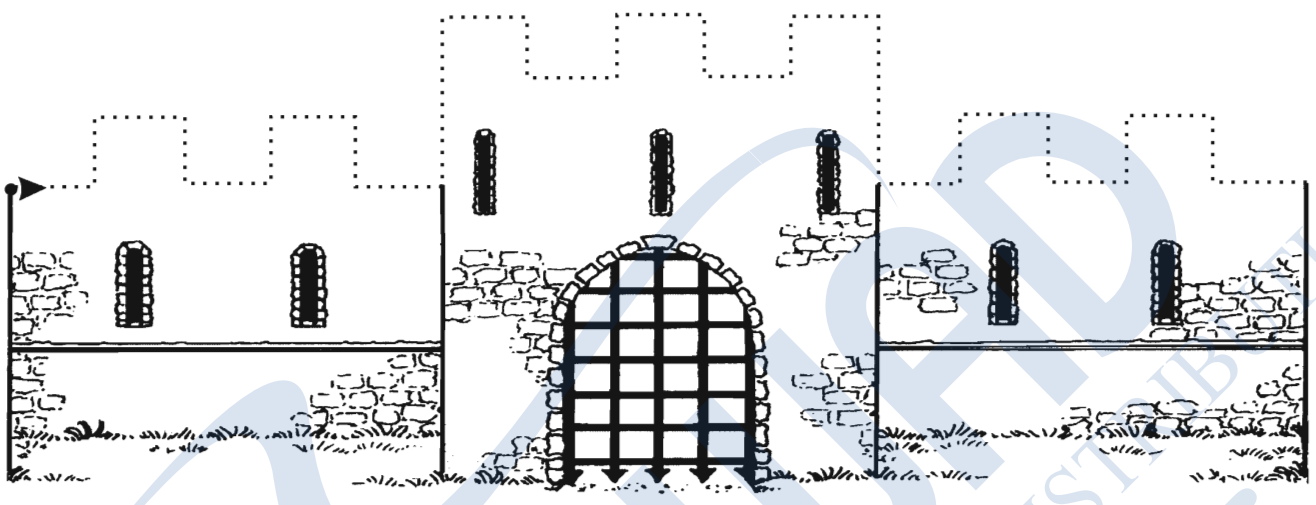


Golden English


2



Trace the line

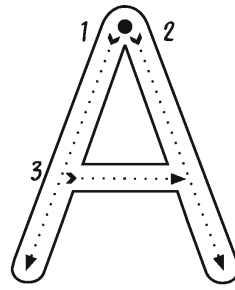
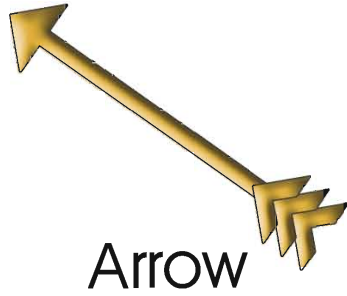


Join the dots and colour the pictures.



UNIT 1

A



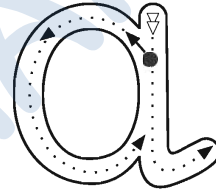

Colour



Trace and Write




a



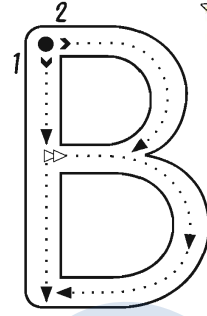
Colour



Trace and Write



B



UNIT
1

Colour



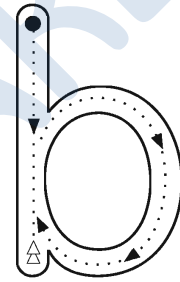
Trace and Write



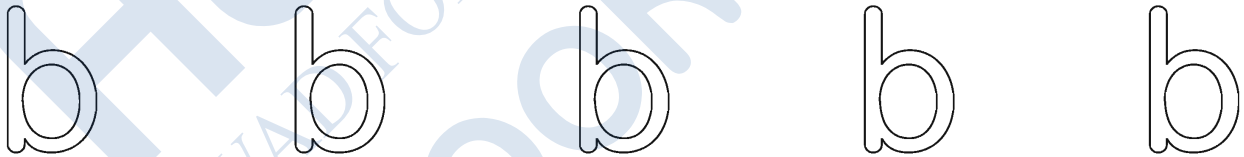
b




bear



Colour




Trace and Write



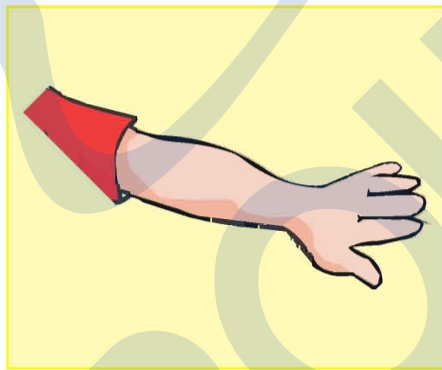
Write the capital and the small letter .

UNIT
1



.....Arrow

.....arrow



.....rm

.....rm



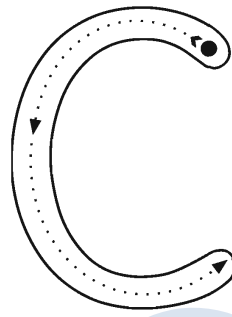
.....asket

.....asket



.....ear

.....ear




Colour




Trace and Write



Colour



Trace and Write

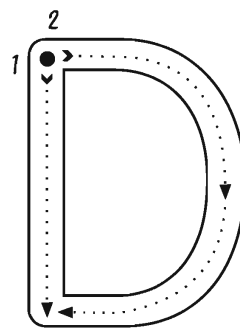


UNIT
1

D



Desk



Colour



Trace and Write

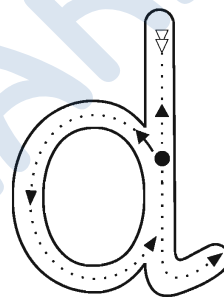


Colour

d



doll



Trace and Write




Write the capital and the small letter .



UNIT
1

.....Carrot




.....carrot

.....asket




.....asket

.....andle




.....andle

.....esk



.....esk

.....oll




.....oll

AL-ROWAD FOR PUBLISHING & DISTRIBUTION
BOOK MAKERS

Match the letters to the suitable picture. Then write the capital letter in the space below .

A

b



B

d



C

a



D


c



Colour the pictures and write the missing letter.



UNIT
1



___amel




___arrot



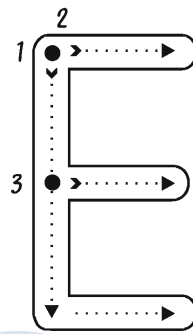
___ear

UNIT
2

E



Eye




Colour

E E E E E

Trace and Write

E E E E E

e



elephant




Colour

e e e e e

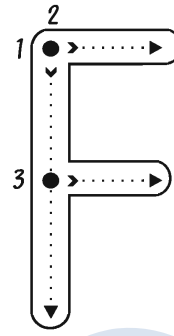
Trace and Write

e e e e

F



Fork

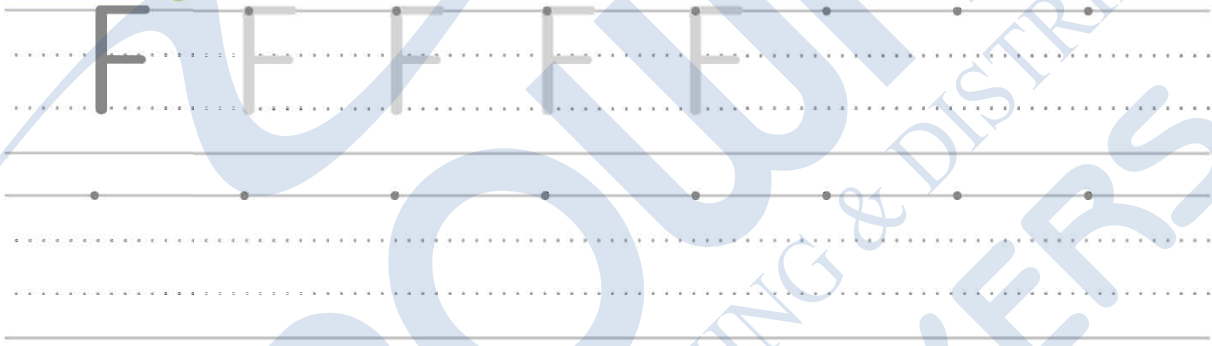


UNIT
2

Colour



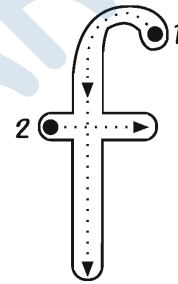
Trace and Write



f



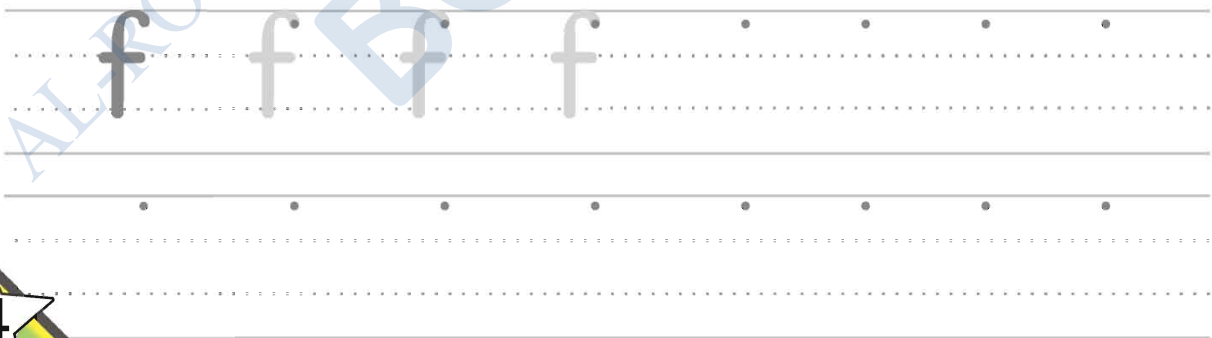
fish



Colour




Trace and Write




Circle the suitable letter.

UNIT
2




E F



E F



e f



e f

Match the letter to the suitable word.

Fork

elephant

f

E

F

e

Eye

fish