


PIONEERS OF MATHS

BOOK
2

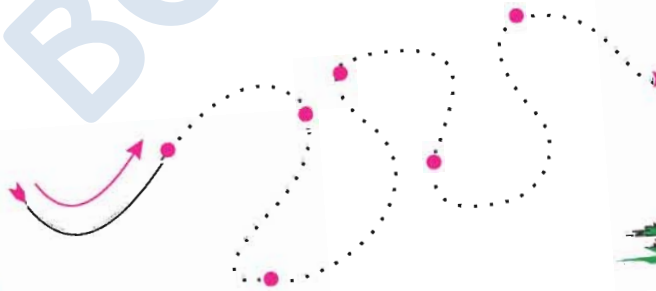





AL-ROWAD
www.alrowadpub.com


Exercises for beginners




Exercises for beginners



Learn




GREEN



BLUE



RED



YELLOW



ORANGE



BLACK



BROWN



WHITE

Match




Let's colour




Four shapes



Triangle



Rectangle


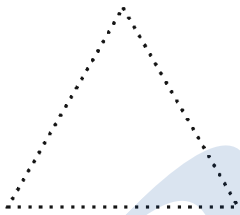


Circle





Square

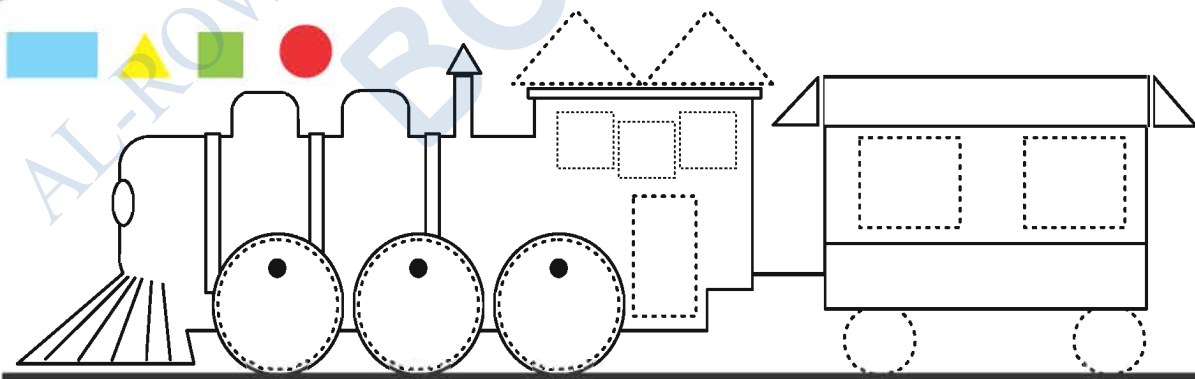
Trace and colour



Match



Trace and colour



The same shape




The different shape



Learn

1
ONE



Trace and write

Tracing guide for the number 1. It shows a solid vertical line with a red arrow pointing downwards from top to bottom. To the right of this are four vertical dotted lines for tracing.


Five columns of five scalloped-edged boxes for writing practice. The first column contains a solid vertical line with a downward arrow. The second column contains a solid vertical line. The third, fourth, and fifth columns contain vertical dotted lines.

Learn

2
TWO



Trace and write



| | | | | |
|---|---|---|---|---|
| 2 | 2 | 2 | 2 | 2 |
| 2 | 2 | 2 | | |
| 2 | 2 | | | |
| | | | | |

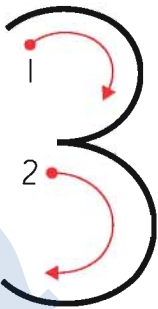
Learn

3

THREE




Trace and write




| | | | | |
|---|---|---|---|---|
| 3 | 3 | 3 | 3 | 3 |
| 3 | 3 | 3 | | |
| 3 | 3 | 3 | | |
| | | | | |

Learn

4
FOUR



Trace and write



| | | | | |
|---|---|---|---|---|
| 4 | 4 | 4 | 4 | 4 |
| 4 | 4 | 4 | | |
| 4 | 4 | | | |
| | | | | |