


New

MY


ABC

1

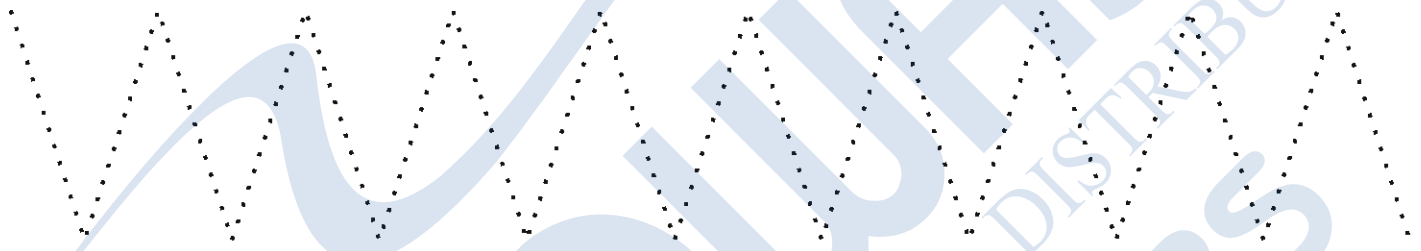
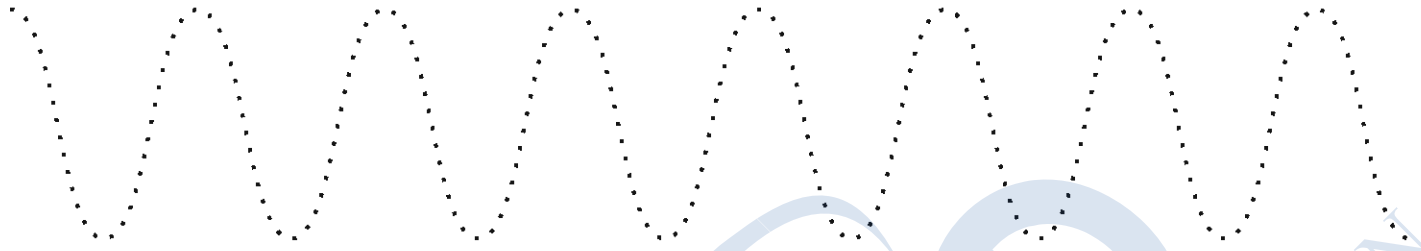


Capital Letter

Trace :





Trace :





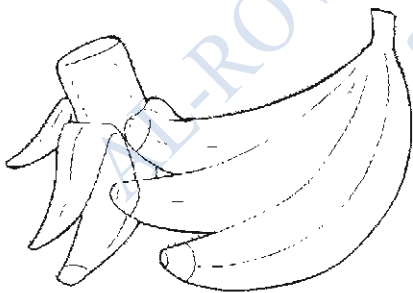


AL-ROWAD FOR PUBLISHING & DISTRIBUTION  
AL-ROWAD  
BOOK MAKERS



Learn:



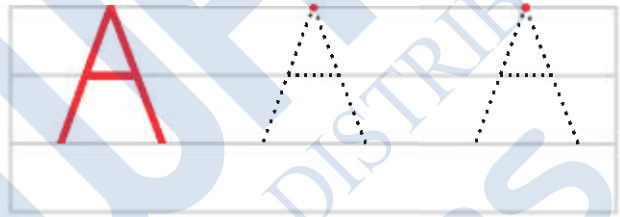
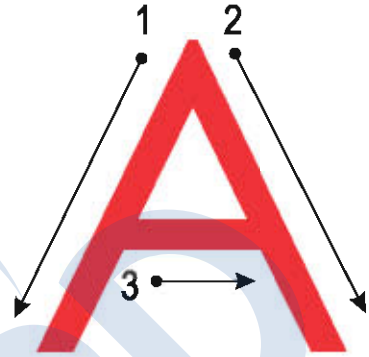
Learn and colour:



Learn and trace:



Ant



Colour the letter (A):

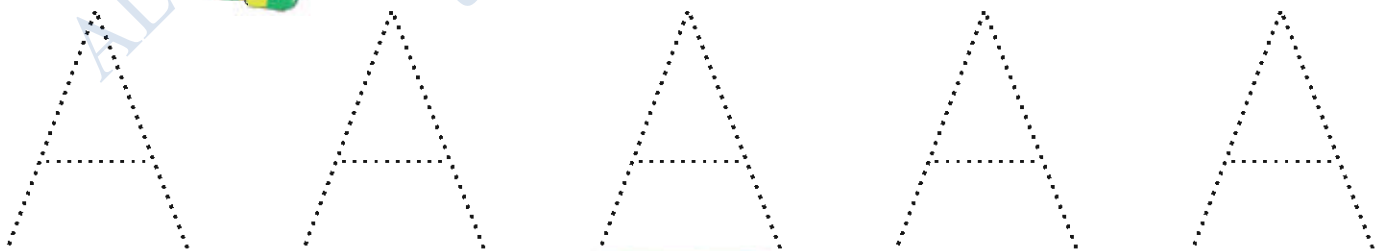


Arm



Apple

Trace:



Circle the letter **A**:



Arm


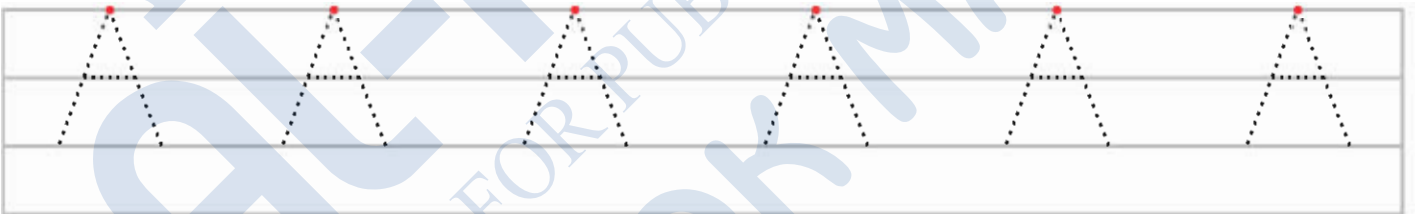
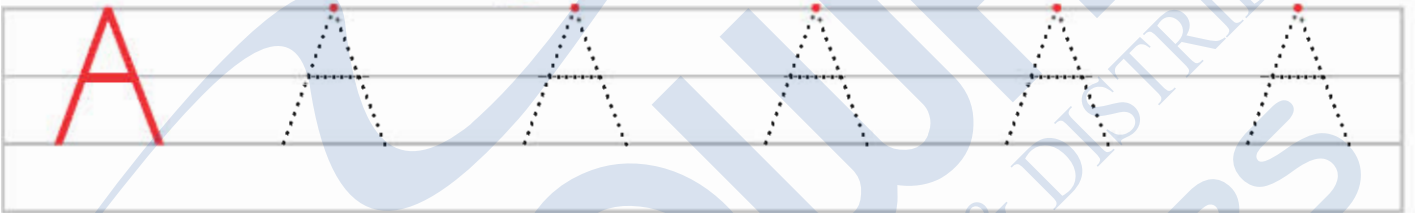


Apple



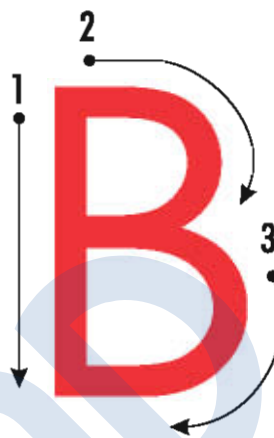
Axe

Trace and write :



To write the form of the letter (A) correctly

Learn and trace:



Colour the letter (B):



Bee




Boy

Trace:

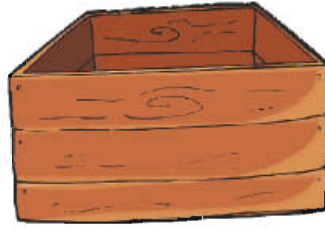




Circle the letter **B**:



Banana



Box



Bee

Trace and write :


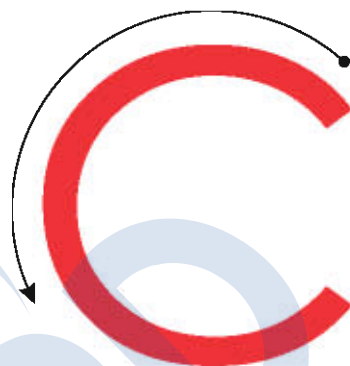


Handwriting practice area with three rows of dotted uppercase 'B' for tracing. Each row contains six 'B's. Below the tracing rows are two sets of empty handwriting lines, each consisting of a top line, a middle line, and a bottom line, with a red dot at the start of each line.

To write the form of the letter (B) correctly



Learn and trace:



Colour the letter (C) :




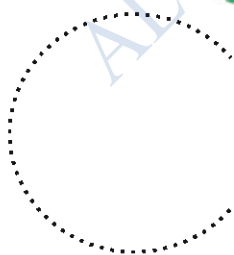


Cow



Car

Trace:



Circle the letter (C):



Camel



Chair



Candle

Trace and write :



Handwriting practice area with four rows of lines. The first row contains a solid red 'C' followed by five dotted 'C's for tracing. The second row contains six dotted 'C's for tracing. The third row contains five dotted 'C's for tracing. The fourth row contains five red dots on the top line, serving as starting points for writing the letter 'C'.


To write the form of the letter (C) correctly

Join the letter to the suitable word :



A

Banana



B

Car

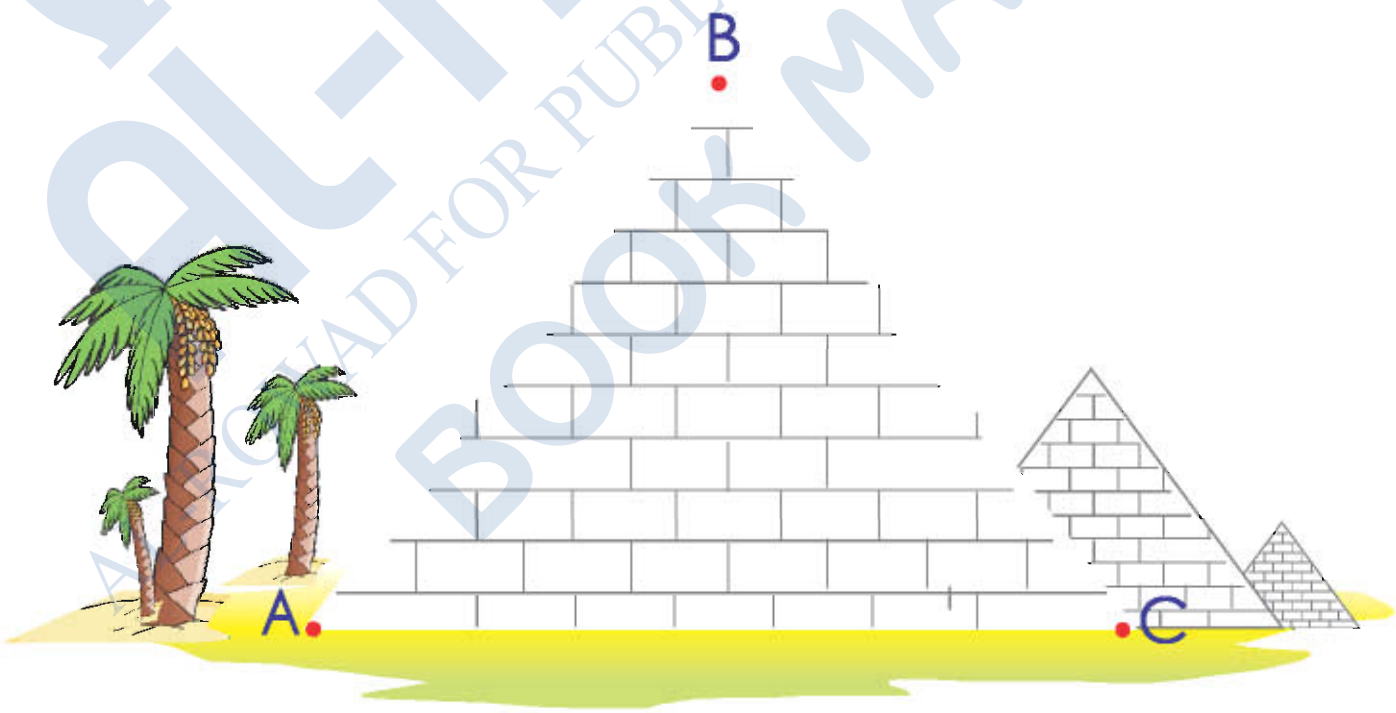


C

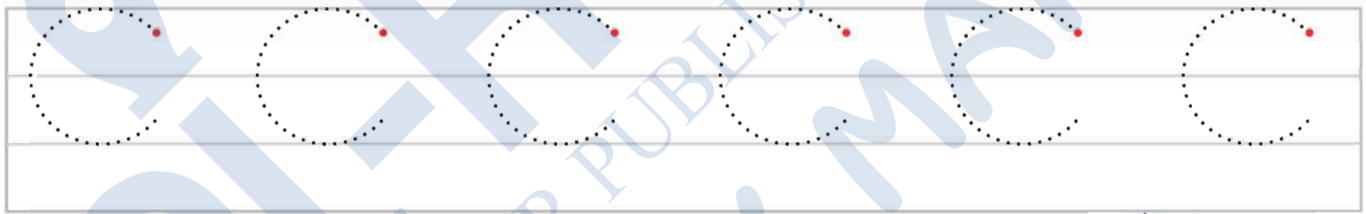
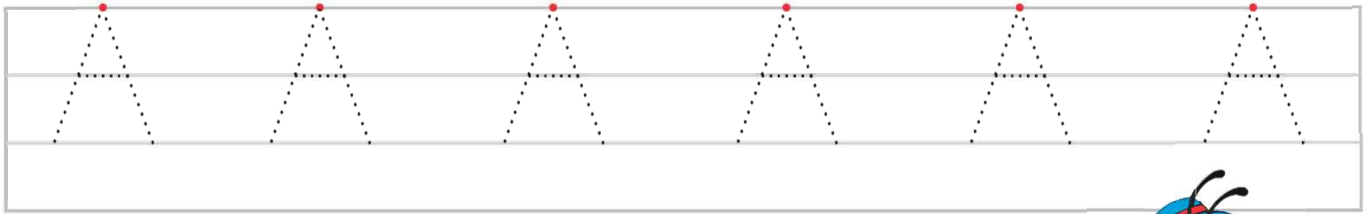
Apple



Match and colour :



Trace and write :



Complete the letters:



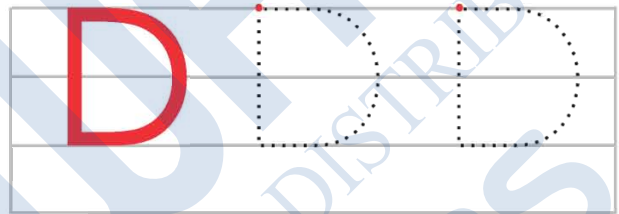
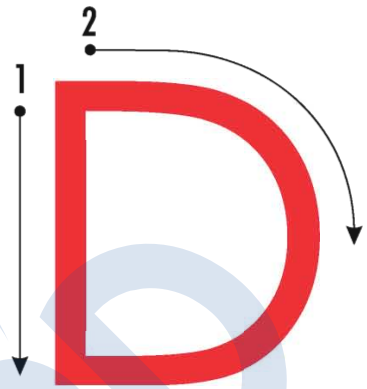
A		C	A	B			B	C
---	--	---	---	---	--	--	---	---



Learn and trace:



**D**oll



Colour the letter (D):

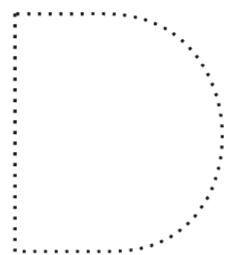
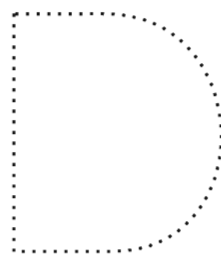
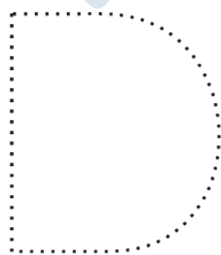
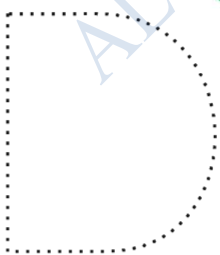


Duck




Dog

Trace:



Circle the letter **D** :



Dove



Desk



Door

Trace and write :



Handwriting practice area for the letter 'D'. It consists of five rows of three-line guides. The first row starts with a solid red 'D' followed by five dotted 'D's for tracing. The second row contains five dotted 'D's for tracing. The third row contains five dotted 'D's for tracing. The fourth and fifth rows are empty three-line guides for independent writing practice. A large watermark 'AL-ROWAD FOR PUBLISHING & DISTRIBUTION BOOK MAKERS' is overlaid diagonally across the page.

To write the form of the letter (D) correctly