

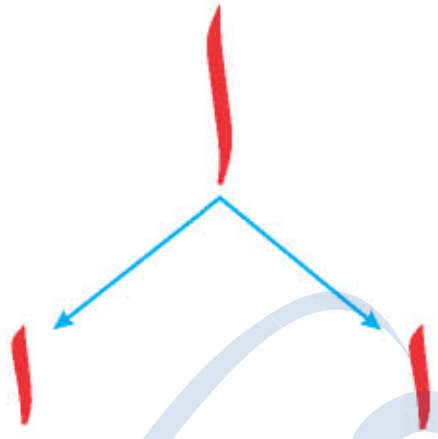
جديد

بستان

العربية من

الكتاب الثاني





لوّن :




اكتب :



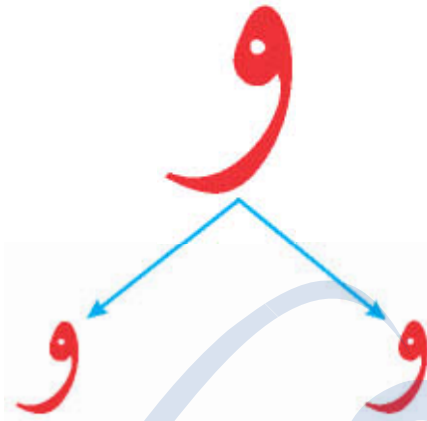
اكتب :



A large handwriting practice area consisting of a grid of blue teardrop shapes. Each shape has a vertical dashed line for tracing. The shapes are arranged in four rows. The first row has 5 shapes, the second row has 5 shapes, the third row has 5 shapes, and the fourth row has 5 shapes. The rightmost shape in each row contains a red vertical line, serving as a model for the tracing exercise.



توت



ولد


لون :



اكتب :



اكتب :






ي
يا
ي



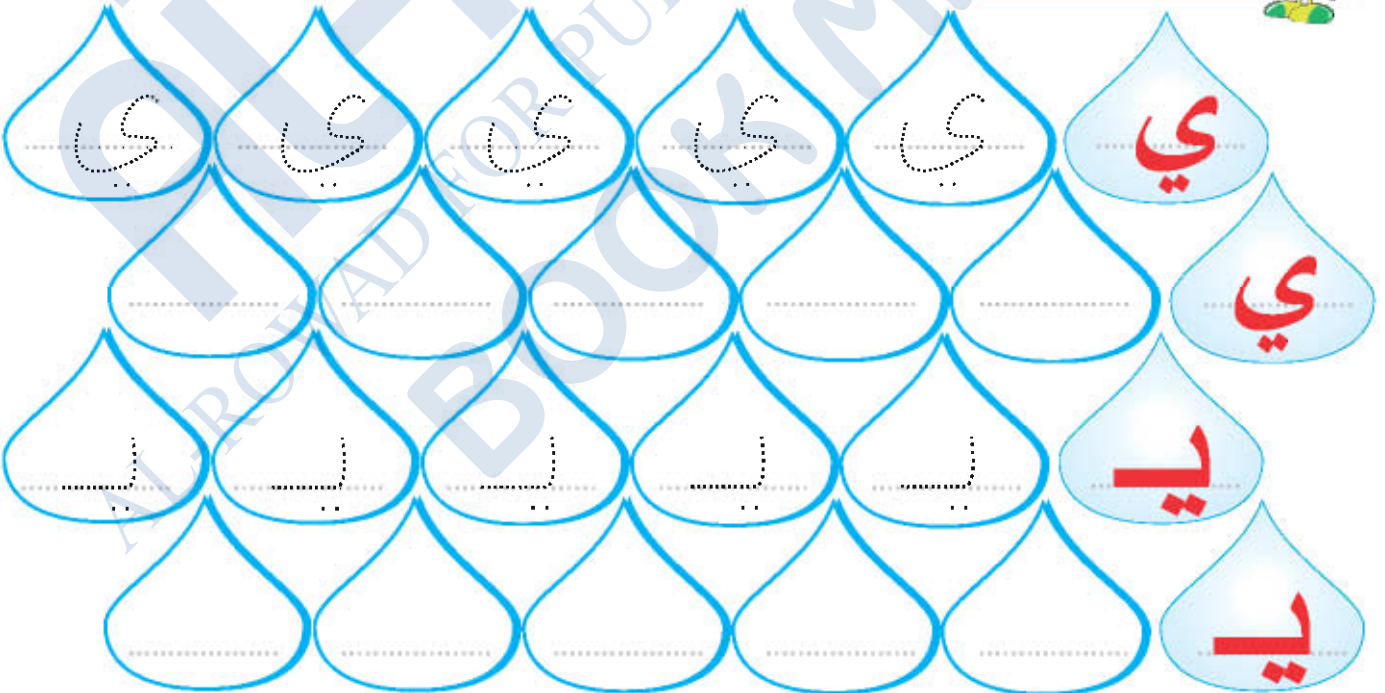
لون :




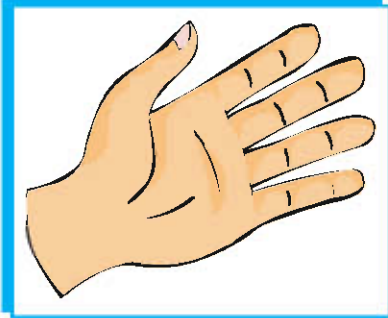


اكتب :




اكتب :





ضع حول الحرف المناسب :



ا و ي

ا و ي

ا و ي

اكتب :



أكتب :



Handwriting practice area with a grid of blue teardrop shapes. The rightmost column contains the letters 'ا', 'ا', 'و', 'و', 'ي', 'ا' from top to bottom, each on a dotted line. The rest of the grid is empty for practice.

ضع حول الحرف المناسب :

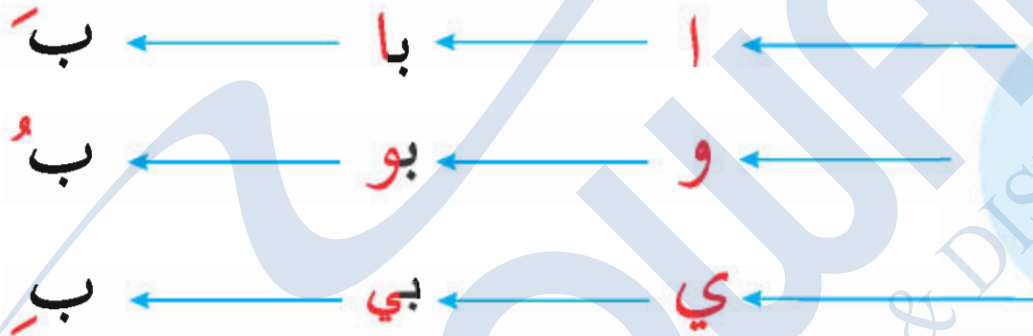
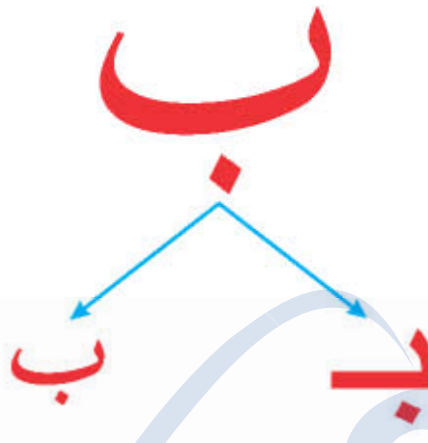
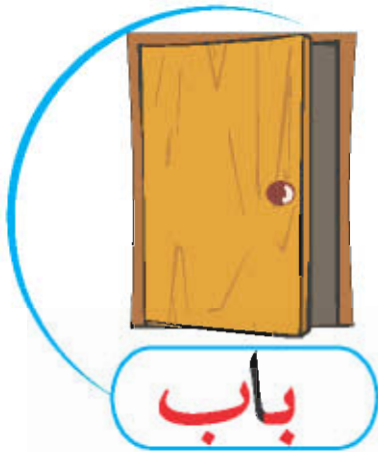


ماما
واو
كرسي

باب
بوق
فيل

ارنب
وردة
يد







لوّن :



اكتب :





ت
ت
ت





ا ← ا ← ا
و ← و ← و
ي ← ي ← ي

لوّن :



اكتب :





ث ثا

ث

ثا

ا

ث

ثو

و

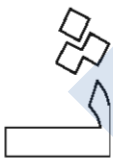
ث

ثي

ي

ث

لوّن :



اكتب :




Handwriting practice area with a grid of teardrop shapes. The first row contains five dotted 'ث' characters for tracing, followed by a solid red 'ث'. The second row contains five dotted 'ثا' characters for tracing, followed by a solid red 'ثا'. The third row contains five dotted 'ثي' characters for tracing, followed by a solid red 'ثي'. The bottom row contains five empty teardrop shapes for independent writing.





وصل :



ب





ت



ث

ضع حول الحرف المناسب :



ب ت ث

ب ت ث

ب ت ث

اكتب :





اكتب :



Handwriting practice grid for the letter 'ا' (Alif). The grid consists of 6 rows of teardrop-shaped boxes. Each row contains 6 boxes. The rightmost box in each row contains the letter 'ا' in a specific form: Row 1: Alif with a dot above; Row 2: Alif with a dot below; Row 3: Alif with a dot above and a dot below; Row 4: Alif with a dot above and a dot below; Row 5: Alif with a dot above and a dot below; Row 6: Alif with a dot above and a dot below. The other boxes in the grid are empty for practice.

اكتب :



Handwriting practice for the letter 'ا' (Alif) in two rows. The first row contains three teardrop-shaped boxes: the first is empty, the second contains 'ا' with a dot above, and the third contains 'ا' with a dot below. The second row contains three teardrop-shaped boxes: the first contains 'ا' with a dot above, the second is empty, and the third contains 'ا' with a dot above.



وصل :



ا



و



ي



ب



ت



ث

ضع حول الحرف المناسب :



بابا
واو
وادي
كلب
يخت
مثلث

ميزان
طوق
فيل
شباك
كتاب
اثاث

ارنب
وزة
ياسمين
بيت
تفاح
ثعبان

ا

و

ي

ب

ت

ث

لغتي



لغتي.. لغتي في أبجدٍ قد جاءتنا عن أب.. جدٌ
قلبي في لغتي يسعدُ فهي اللُّغةُ العربيَّةُ



لغتي هي لغةُ الإيمانِ أكرمنا فيها الرحمنُ
قد أنزلَ فيها القرآنُ حتى يَهدي البشريَّةُ

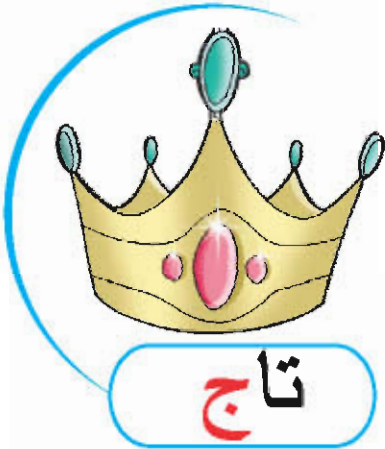


فيها الإِسْمُ وفيها الفِعْلُ كُلُّ كَلامٍ فيها يَحِلُّ
حتى الحرفُ بلغتي يعلو فهي حروفٌ ذهبيةٌ



ما أكرمها لغةُ الضادِ لغةُ الحاضرِ والأجدادِ
في لغتي سيرُ الأمجادِ كالشمسِ تُنيرُ بهيَّةُ



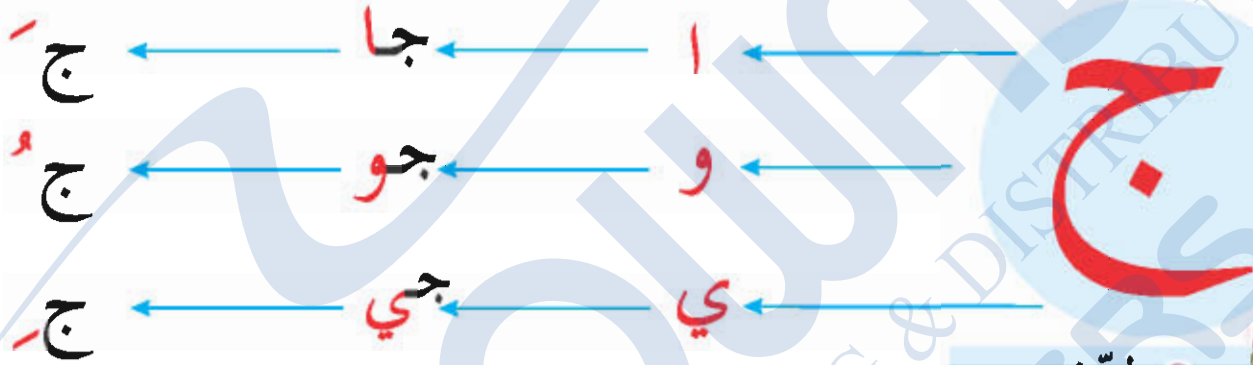


ج

ج

جا

جمل



لوّن :



اكتب :

