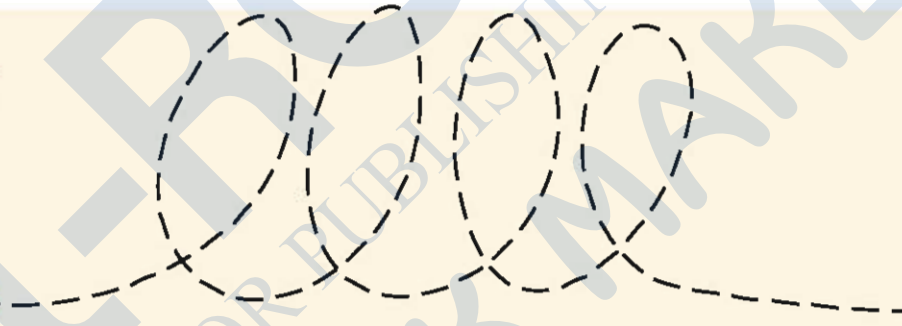





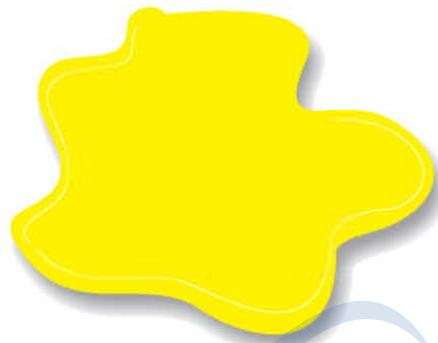



# بستان الرياضيات






الكتاب الأول







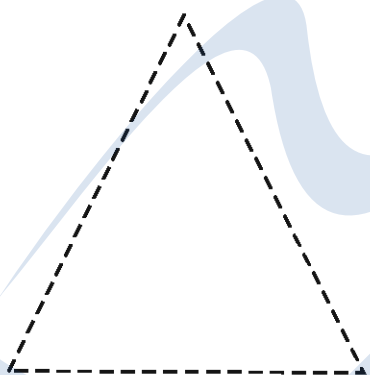


وصّل :

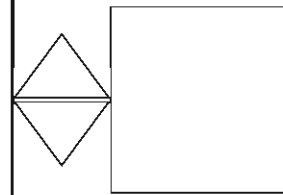
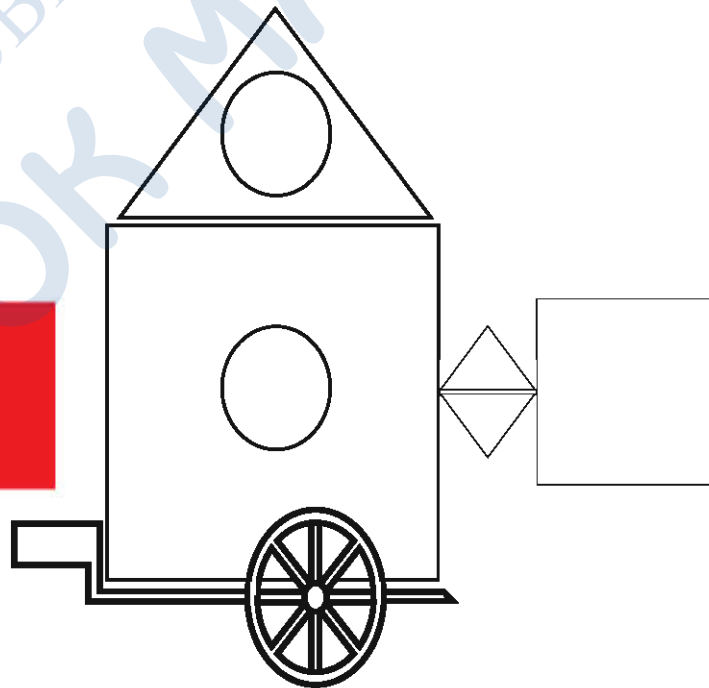







وصّل ولوّّن:






لوّّن:














# 2




لوّن :



ضع  حول الصورة التي تحتوي عنصرين :



لوّن  أسفل الصورة التي تحتوي عنصرين :





أكتب العدد 2 :



2	2	2	2	2	2	2
2	2	2	2	2	2	2
						2
						2
						2
						2


ضع  حول العدد المناسب :



2 1


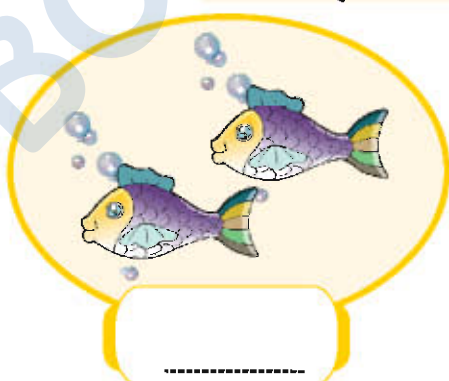



2 1



2 1


أكتب العدد المناسب :





# 3

لون :



ضع  حول الصورة التي تحتوي على 3 عناصر :



لون  أسفل الصورة التي تحتوي على 3 عناصر :



أكتب العدد 3 :



3	3	3	3	3	3	3
3	3	3	3	3	3	3
						3
						3
						3
						3

ضع  حول العدد المناسب :



3 2 1






3 2 1



3 2 1

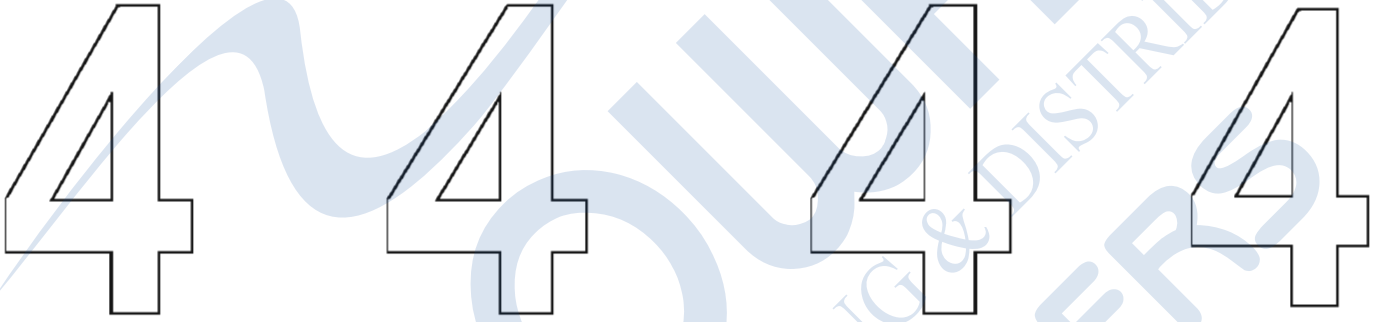
أكتب العدد المناسب :





# 4

لون :



ضع  حول الصورة التي تحتوي على 4 عناصر :



لون  أسفل الصورة التي تحتوي على 4 عناصر :



أكتب العدد 4 :



4	4	4	4	4	4	4
4	4	4	4	4	4	4
						4
						4
						4
						4

ضع  حول العدد المناسب :



4 3 2






4 3 2



4 3 2

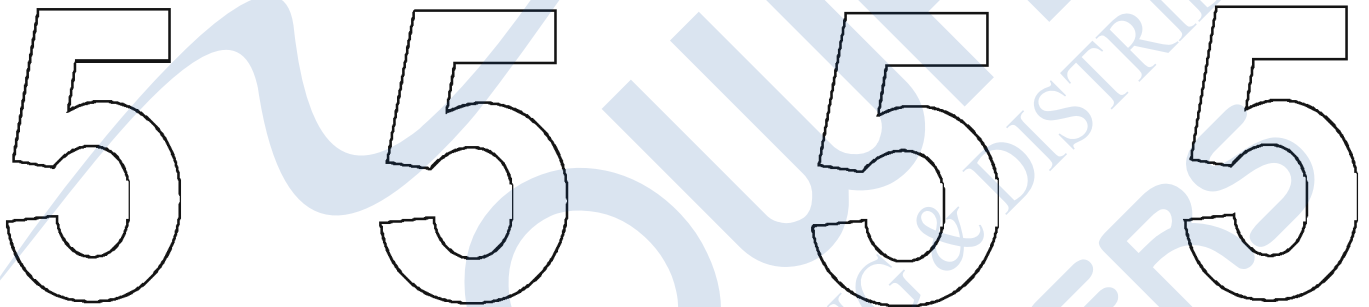
أكتب العدد المناسب :







# 5

لون :



ضع  حول الصورة التي تحتوي على 5 عناصر :



لون  أسفل الصورة التي تحتوي على 5 عناصر :

